

VILLAGE OF OSCEOLA PLAN COMMISSION MEETING

Date: Tuesday June 20th, 2023
Time: 7:00 p.m.
Place: Large Conference Room (Rm 205)
310 Chieftain Street
Osceola WI 54020

PLAN COMMISSION AGENDA

1. Call the meeting to order.
2. Approval of agenda
3. Discussion and possible action re:
 - a. **Public Hearing** : regarding the proposed Amendments for Tax Incremental District No. 3 in the Village incorporate the proposed expansion of the district boundary to include the addition of six parcels in which the main purpose encompasses land for a proposed stainless steel welding fabrication development.
4. Close of the Public Hearing portion of the meeting.
5. Possible recommendation to the Village Board on Public Hearing subject matter.
6. Tabled: Comp Plan Discussion
7. Tabled: Public Input on Regular Agenda Discussion
8. July Regular Meeting date due to July 4th Holiday
9. Sale of Land
10. Future agenda items and updates
11. Adjourn

NOTE: It is possible that members of other governmental bodies of the municipality may be present at the above scheduled meeting to gather information about a subject over which they have decision-making responsibility. No action will be taken by any governmental body at the above-stated meeting other than the governmental body specifically referred to above in this notice.

Please note that, upon reasonable notice, efforts will be made to accommodate the needs of disabled individuals through appropriate aids and services. For additional information or to request this service, contact Village Hall at (715) 294-3498.

Village of Osceola

TID#3 Territory Addition Creation Timeline

<i>Friday, February 24, 2023</i>	Consulting service agreement executed. Direction to proceed.
<i>Friday, April 28, 2023</i>	Email from Village Administrator conforming development and purchase agreement of proposed TID Amendment Property.
<i>Friday, April 28, 2023</i>	Draft Territory Addition Creation Timeline sent to village staff for review.
<i>Friday, May 5, 2023</i>	Draft Preliminary project plan template available for village staff review (maps excluded)
<i>Monday, May 8, 2023</i>	TID boundaries finalized.
<i>Friday, May 12, 2023</i>	Mapping complete and delivered to Baird
<i>Friday, May 19, 2023</i>	Baird complies draft project plan
<i>Wednesday, May 24, 2023</i>	Final village staff/Baird comments/changes to draft project plan due.
<i>Friday, May 26, 2023</i>	Draft Version of the project plan available for public review/distribution.
<i>Tuesday May 30, 2023</i>	Copy of the Notice of Public Hearing sent via First Class mail, from the Village to all taxing entities (county, school, and technical college district officials). Provide DOR with copies of the cover letters that were sent with the notices or a clerk's certification that the letters and notices were distributed on the same date. (After Project Plan Amendments are available & before publication date)
<i>Friday, June 2, 2023</i>	Class 1 Notice of Joint Review Board (JRB) Meeting and Class 1 Notice of Public Hearing due to Village official newspaper.
<i>Wednesday June 7, 2023</i>	Publication date for notices/hearings of Village official newspaper.

Publication of Class I Notice of Public Hearing. (must be published at least 7 days prior to the Public Hearing).

Publication of Class I Notice of Joint Review Board Meeting. (must be published at least 5 days prior to the JRB meeting).

Tuesday June 13, 2023

JRB holds its first meeting. The Board's Chairperson and public members are selected (must be within 14 days after the notice publication, before public hearing).

Tuesday June 20, 2023

Village Plan Commission Public hearing regarding the project plan amendments. Must be held at least one week (7 days) after publication of public hearing notice.

Tuesday June 20, 2023

Plan Commission adopts resolutions and submits it to the Village Board for approval.

Tuesday July 11, 2023

The Village Board considers Plan Commission recommendation. Project plan approved. Village Board adopts resolution. The clerk provides the JRB with a copy of the resolution and financial information.

(No sooner than 14 days after the public hearing)

Friday, July 14, 2023

Class I notice of JRB meeting due to newspaper.

Wednesday, July 19, 2023

Publication of Class I Notice of JRB meeting (must be published at least 5 days prior to the JRB meeting).

Tuesday, July 25, 2023

Final action by JRB.

(Within 45 Days after receiving Resolution)

Thursday, July 27, 2023

JRB notifies the city of its decision. (Within 7 Days of JRB action)

Monday, July 31, 2023

Submit written notice to DOR of TID approval. (Within 60 Days of Approval)

Submitted by October 31, 2023

Submit completed application to DOR for base value certification.



**PLAN COMMISSION
OF THE
VILLAGE OF OSCEOLA, WISCONSIN**

JUNE 20, 2023

**A RESOLUTION APPROVING PROJECT PLAN AMENDMENT FOR TAX
INCREMENTAL DISTRICT NO. 3 OF THE
VILLAGE OF OSCEOLA, WISCONSIN**

WHEREAS, Tax Incremental District No. 3 (the "District") of the Village of Osceola, Wisconsin (the "Village") was created by the Village pursuant to a project plan dated October 27, 2020 (the "Project Plan"), as a mixed-use district upon a finding that not less than 50% of the real property within the District is considered to be proposed land suitable for industrial, commercial, and residential use as stated within the provisions of Section 66.1105 of the Wisconsin Statutes; and

WHEREAS, pursuant to Wisconsin Statutes Section 66.1105(4)(h)2 allows a municipality to modify the TID boundaries no more than four times during the life of the TID. This proposed amendment is the first territory amendment in TID #3; and

WHEREAS, under the provisions of Sections 66.1105(2)(f), 66.1105(4)(h), and 66.1105(6)(f) of the Wisconsin Statutes, a plan commission may, by resolution, adopt an amendment to a project plan, subject to the approval of the local legislative body and the joint review board; and

WHEREAS, Project Plan Amendment will incorporate expanding the boundaries to include adding six parcels. The main purpose of the territory amendment was to include land for a stainless-steel welding fabrication development; and

WHEREAS, Project Plan Amendment will incorporate additional new estimated project costs of up to \$135,000 for the District and territory that is located within a ½ mile radius of the District boundaries; and

WHEREAS, the Plan Commission hereby finds that all of the conditions for such a project plan amendment have been met as described below; and

WHEREAS, the District was created upon a finding not less than 50% of the proposed district's area land is suitable for industrial, commercial, and residential use; and

WHEREAS, The District has satisfied all its current year debt service and project cost obligations; and

WHEREAS, the Plan Commission has reviewed the amended project plan for the District that includes: (a) an introduction and description of the project plan amendment; (b) a map of the amended boundary mile radius; (c) amended new project costs; (d) an economic feasibility study; (e) method of financing and timing of when costs are to be incurred; (f) other elements of the project plan; (g) a legal opinion advising that the Project Plan Amendment is complete and complies with Section 66.1105 of the Wisconsin Statutes; and

WHEREAS, the Plan Commission specifically finds that the amended project plan is feasible and is in conformity with the comprehensive plan of the Village; and

WHEREAS, on June 20, 2023, the Plan Commission held a public hearing at which all interested parties were afforded a reasonable opportunity to express their views on the District and the proposed Project Plan Amendment.

NOW, THEREFORE, BE IT RESOLVED, by the Plan Commission of the Village of Osceola, Wisconsin, as follows:

Section 1. Adoption of the Project Plan Amendment. The Plan Commission hereby adopts the Project Plan Amendment, attached to this Resolution as Exhibit A and incorporated herein by reference and recommends approval of the Project Plan Amendment to the Village Board.

Section 2. Submission to the Village Board for Approval. The Plan Commission hereby directs that the Project Plan Amendment for the District be submitted to the Village Board for approval and adoption.

Section 3. Provision of Certified Copies of this Resolution. The Village Clerk is hereby authorized and directed to provide the Village President and Village Board with certified copies of the Resolution upon its adoption by the Plan Commission.

Passed: June 20, 2023

Approved: June 20, 2023

Deb Rose, Village President

Attest:

Carie Krentz, Village Clerk

(SEAL)

EXHIBIT A

Project Plan Amendment #1

(See Attached)

Territory Amendment #1
Tax Incremental District No. 3
in the
VILLAGE OF OSCEOLA, WISCONSIN



June 20, 2023

(Anticipated Actions)

Organizational Joint Review Board Meeting	June 13, 2023
Public Hearing	June 20, 2023
Consideration by Planning Commission	June 20, 2023
Consideration by Village Board	July 11, 2023
Consideration by Joint Review Board	July 25, 2023

Prepared in Part by:



Robert W. Baird & Co.
Public Finance
777 E. Wisconsin Ave.
Milwaukee, WI 53202
800.792.2473

Table of Contents

Village of Osceola Officials	3
Introduction and Description of Territory Amendment.....	4
Maps of Territory Amendment.....	6
Preliminary Parcel List and Analysis.....	8
Equalized Valuation Test	9
Amended Statement of Kind, Number and Location of Proposed Projects	9
Detailed List of Amended Project Costs	10
Village Attorney Opinion	10
EXHIBIT A - CASH FLOW PROFORMA ANALYSIS CURRENT STATUS	11
EXHIBIT B - CASH FLOW PROFORMA ANALYSIS STATUS WITH AMENDMENT	12
EXHIBIT C – ESTIMATED TAX INCREMENT BY TAXING ENTIY	13
EXHIBIT D - VILLAGE ATTORNEY OPINION	14
EXHIBIT E - AMENDED TID #3 BOUNDARY LEGAL DESCRIPTION	15
DISCLAIMER TEXT	16

Village of Osceola Officials

Village Board

Deb Rose	Village President
Van A. Burch	Village Trustee
Bill Chantelois IV	Village Trustee
Bruce Gilliland	Village Trustee
Brad Lutz	Village Trustee
Vacant	Village Trustee
Arvid Maki	Village Trustee

Village Staff

Devin Swanberg	Village Administrator
Carie Krentz	Village Clerk
Tanya Batchelor	Village Treasurer
Todd Waters	Streets & Parks Coordinator
Rick Caruso	Utilities Coordinator
Paul Mahler	Legal Counsel

Planning Commission

Deb Rose- Village President	Bruce Gilliland-Board Representative
Robert Bullard	Dennis Tomfohrde
Kim O'Connell	Bill Chantelois IV
Tyler Norenberg	

Joint Review Board

Deb Rose, Village President	Village Representative
Vince Netherland	Polk County
Dr. John Will	Northwood Technical College
Mark Luebker	Osceola School District
Arvid Maki	Public Member

Introduction and Description of Territory Amendment

Tax Incremental District No. 3 (the "TID #3" or the "District") was created by the village under the authority provided by Wisconsin Statute Section 66.1105 on October 27, 2020. The TID prior to and including this amendment is considered a "Mixed-Use District" based on the findings that no less than 50 percent, by area, of the TID is suitable for a combination of commercial and residential uses. The amended TID boundary will keep the TID as a Mixed-Use District.

TID#3 will be Amended in 2023 by adoption of a territory and project plan amendment dated July 11, 2023, which expanded the boundaries to include adding six parcels. The main purpose of the territory amendment was to include land for a stainless-steel welding fabrication development. The proposed project is estimated to cost \$1 million to construct a roughly 12,500 square foot facility which will provide an estimated \$800,000 in increased tax increment.

Wisconsin Statutes Section 66.1105(4)(h)2 allows a municipality to modify the TID boundaries no more than four times during the life of the TID. This amendment is the first territory amendment in TID #3.

This first amendment adds territory to facilitate redevelopment for industrial uses that but for TIF, may not happen in the district. In accordance with Wisconsin Statute Section 66.1105(4)(h), to include this territory into the TID #3 boundary, a contiguous connection via parcels of land must be made to the existing TID #3 boundary.

As proposed, the TID #3 territory amendment would keep the Village under the 12% TID value threshold using 2022 valuation numbers. Continuing to utilize lands owned by either the Village of Osceola or Osceola Development LLC continues to keep the additional valuations down as those parcels have no value for property tax purposes.

This first territory and project plan amendment only addresses the elements or subject areas (required by Statute) that are affected by the territory and project plan amendment. All other subject areas remain unchanged and can be referenced in the original TID#3 project plan. This first amendment does not remove any projects contemplated in the original TID #3 project plan.

The maps on **page 6** shows the district before this first amendment and the map on **page 7** shows the territory added parcels as contiguous to TID #3. The new territory boundary demonstrates that the entire District area remains contiguous.

Village of Osceola
TID #3 Territory Amendment #1

Page 8 of this project plan contains the list of specific parcels to be added with this first amendment.

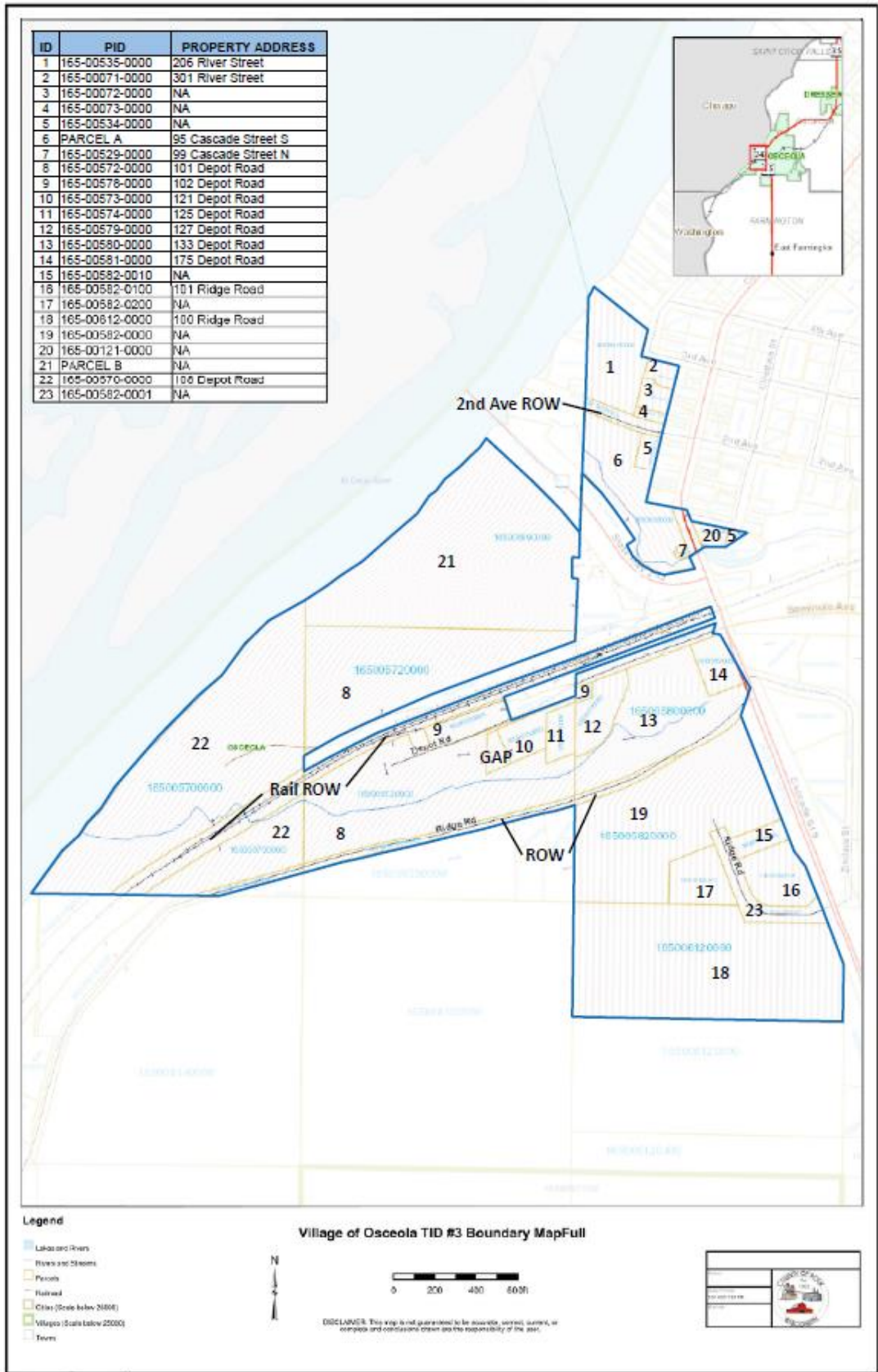
Exhibit A demonstrates revenues for TID #3 are generally trending toward meeting our expenditure commitments (bonds) for projects within the TID boundaries. Although the final year of revenues for TID #3 remains several years off (2041), any additional property tax increment that can be captured by the TID would help to meet the expenditure commitments ahead of time and potentially help with additional redevelopment efforts within the TID. TID #3 has a maximum statutory life of 20 years, closing no later than December 15, 2040, with final tax collection in 2041. The final year to incur TIF related expenditures is 2035. Based on current cash flow projection, TID #3 is expected to close in 2041, the end of its maximum statutory life.

The legal description in Exhibit D describes the full TID #3 territory updated for the amended area.

**Village of Osceola
TID #3 Territory Amendment #1**

Maps of Territory Amendment

Map shows an outline of the TID before amendment.



**Village of Osceola
TID #3 Territory Amendment #1**

Map of Amended TID#3

INSERT MAP

Map of Amended TID # 3 half mile radius

INSERT MAP

**Village of Osceola
TID #3 Territory Amendment #1**

Preliminary Parcel List and Analysis

As of the 01/01/2023 parcel list.

Property Address	Parcel Id	Property Owner	Land	Improvements	Valuation	Acres
N/A	165-00527-0000	POLK COUNTY (HIGHWAY DEPT ROW)	\$ -	\$ -	\$ -	2.47
N/A	165-00621-0003	VILLAGE OF OSCEOLA	\$ -	\$ -	\$ -	0.00
N/A	165-00460-0000	VILLAGE OF OSCEOLA	\$ -	\$ -	\$ -	6.23
107 Prospect Way	165-00460-0300	VILLAGE OF OSCEOLA	\$ -	\$ -	\$ -	3.0
N/A	165-00705-0001	VILLAGE OF OSCEOLA	\$ -	\$ -	\$ -	0.00
N/A	165-00712-0001	OSCEOLA IND DEVELOPMENT	\$ 19,500.00	\$ -	\$ 19,500.00	7.66
			TOTAL VALUATION		\$ 19,500.00	

Equalized Valuation Test

The following calculations demonstrate that the village is in compliance with Wisconsin State Statute Section 66.1105(4) (gm)4. c. Wis. Stats., which requires that the equalized value of the taxable property in the proposed TID, plus the value increment of any existing Tax Incremental Districts, does not exceed 12% of the total equalized value of taxable property within the village. With the amendment to TID #3, the value increment of all existing Tax Increment Districts will be approximately 9.35%.

Valuation Test Compliance Calculation

2022 Equalized Valuation (TID IN)	\$308,437,800
Limit for 12% Test	\$37,012,536
Increment Value of Existing TIDs	\$28,833,500
Projected Base Value of TID Amendment	<u>\$19,500</u>
Total Value Subject to Test	<u>\$28,853,500</u>
Compliance (<u>\$28,853,500</u> < \$37,012,536)	Meets Requirement

Amended Statement of Kind, Number and Location of Proposed Projects

Within the TID # 3 territory amendment the village expects to implement the following additional public improvement projects. Any costs including eligible administrative costs necessary or directly or indirectly related to the public works and other projects are considered "project costs" and are eligible to be paid with tax increment revenues of the TID.

1. INFRASTRUCTURE IMPROVEMENT - Easement

LOCATION: TBD

TOTAL: \$5,000

DESCRIPTION: Village of Osceola plans to have drafted and recorded and easement agreement with The Manufactured Plastics Group for the connection of the water & sewer to the Village's stubbed in laterals.

**Village of Osceola
TID #3 Territory Amendment #1**

2. DEVELOPER INCENTIVE

LOCATION: 107 Prospect Way

TOTAL: \$130,000

DESCRIPTION: Village of Osceola plans to set up a TIF District financing program that will cover and include repayments of the purchase price of the property, and repayment for the remainder of utilities and infrastructure services needed to start operations including 3 phase electrical service and natural gas service.

Detailed List of Amended Project Costs

1. Infrastructure Improvement - Easement	\$5,000.00
2. Developer Incentive	\$130,000
TOTAL	\$135,000

The amended project costs are based on current prices and preliminary estimates. The village reserves the right to increase this cost to reflect inflationary increases and other uncontrollable circumstances between the creation of the amendment and the time of construction. The tax increment allocation is preliminary and is subject to adjustment based upon the implantation of the amendment plan.

The amendment plan is not meant to be a budget nor an appropriation of funds for specific projects, but a framework within which to manage projects. All costs included in this amendment are estimates based on the best information available. The village retains the right to delete or pursue future projects listed in the prior paragraph and the original project plan or change the scope and/or timing of projects implemented as they are individually authorized by the Village Board.

Village Attorney Opinion

Exhibit D contains a signed opinion from the village attorney advising whether the boundary amendment is complete and complies with Wisconsin Statute Section 66.1105(4)(h)(2).



EXHIBIT A - CASH FLOW PROFORMA ANALYSIS CURRENT STATUS

PRELIMINARY - Current Status

**Village of Osceola
Tax Increment District #3
Hypothetical Cash Flow Proforma Analysis**

Assumptions	
Annual Inflation During Life of TID.....	1.00%
2022 Gross Tax Rate (per \$1000 Equalized Value).....	\$16.04
Annual Adjustment to tax rate.....	0.00%
Investment rate.....	0.00%

Year	Background Data					Revenues			Expenditures			TID Status			Year
	(a)	(b)	(c)	(d)	(e)	(f)	(g)	(h)	(i)	(j)	(k)	(l)	(m)	(n)	
	TIF District Valuation (January 1)	Inflation Increment	Construction Increment (1)	TIF Increment Over Base	Tax Rate	Tax Revenue	Investment Proceeds	Total Revenues	Gaughan Est. Payment to Developer	Administrative Organizational Expenses	Combined Expenditures	Annual Balance	Year End Cumulative Balance (December 31)	Cost Recovery	
	Base Value														
	\$3,276,800														
2020	\$3,276,800			\$3,513,000											
2021	\$6,789,800			\$3,617,600	18.67										
2022	\$6,894,400	\$68,944	\$0	\$3,686,544	16.04	\$65,576	\$0	\$65,576	\$0	\$25,000	\$25,000	\$40,576	(\$5,221)	Per 2021 Audit	
2023	\$6,963,344	\$69,633	\$9,200,000	\$12,956,177	16.04	\$58,009	\$0	\$58,009	\$0	\$25,000	\$25,000	\$33,009	\$68,365		
2024	\$16,232,977	\$162,330	\$9,200,000	\$22,318,507	16.04	\$59,115	\$0	\$59,115	\$0	\$25,000	\$25,000	\$34,115	\$102,480		
2025	\$25,595,307	\$255,953		\$22,574,460	16.04	\$207,757	\$0	\$207,757	\$125,396	\$25,000	\$150,396	\$57,360	\$159,840		
2026	\$25,851,260	\$258,513		\$22,832,973	16.04	\$357,885	\$0	\$357,885	\$250,793	\$25,000	\$275,793	\$82,092	\$241,932		
2027	\$26,109,773	\$261,098		\$23,094,071	16.04	\$361,989	\$0	\$361,989	\$250,793	\$25,000	\$275,793	\$86,196	\$328,129		
2028	\$26,370,871	\$263,709		\$23,357,779	16.04	\$366,134	\$0	\$366,134	\$250,793	\$25,000	\$275,793	\$90,342	\$418,470		
2029	\$26,634,579	\$266,346		\$23,624,125	16.04	\$370,321	\$0	\$370,321	\$250,793	\$25,000	\$275,793	\$94,528	\$512,999		
2030	\$26,900,925	\$269,009		\$23,893,134	16.04	\$374,550	\$0	\$374,550	\$250,793	\$25,000	\$275,793	\$98,757	\$611,756		
2031	\$27,169,934	\$271,699		\$24,164,834	16.04	\$378,821	\$0	\$378,821	\$250,793	\$25,000	\$275,793	\$103,028	\$714,784		
2032	\$27,441,634	\$274,416		\$24,439,250	16.04	\$383,134	\$0	\$383,134	\$250,793	\$25,000	\$275,793	\$107,342	\$822,126		
2033	\$27,716,050	\$277,161		\$24,716,411	16.04	\$387,491	\$0	\$387,491	\$250,793	\$25,000	\$275,793	\$111,699	\$933,824		
2034	\$27,993,211	\$279,932		\$24,996,343	16.04	\$391,891	\$0	\$391,891	\$250,793	\$25,000	\$275,793	\$116,099	\$1,049,923		
2035	\$28,273,143	\$282,731		\$25,279,074	16.04	\$396,336	\$0	\$396,336	\$250,793	\$25,000	\$275,793	\$120,543	\$1,170,466		
2036	\$28,555,874	\$285,559		\$25,564,633	16.04	\$400,825	\$0	\$400,825	\$250,793	\$25,000	\$275,793	\$125,032	\$1,295,498		
2037	\$28,841,433	\$288,414		\$25,853,047	16.04	\$405,358	\$0	\$405,358	\$250,793	\$25,000	\$275,793	\$129,566	\$1,425,064		
2038	\$29,129,847	\$291,298		\$26,144,346	16.04	\$409,937	\$0	\$409,937	\$250,793	\$25,000	\$275,793	\$134,145	\$1,559,209	Expenditures Recovered	
2039	\$29,421,146	\$294,211		\$26,438,557	16.04	\$414,562	\$0	\$414,562	\$250,793	\$25,000	\$275,793	\$138,770	\$1,697,978	Expenditures Recovered	
2040					16.04	\$419,233	\$0	\$419,233	\$250,793	\$25,000	\$275,793	\$143,441	\$1,841,419	Expenditures Recovered	
2041					16.04	\$423,951	\$0	\$423,951	\$712,715	\$25,000	\$737,715	(\$313,764)	\$1,527,654	Expenditures Recovered	
		\$4,420,957	\$18,400,000			\$6,632,875	\$0	\$6,632,875	\$4,600,000	\$500,000	\$5,100,000				

Type of TID: Mixed-Use
 2020 TID Inception (9/23/2020)
 2035 Final Year to Incur TIF Related Costs
 2040 Maximum Legal Life of TID (20 Years)
 2041 Final Collection Year

(1) Increment per Village estimates. Gaughan future development.



EXHIBIT B - CASH FLOW PROFORMA ANALYSIS STATUS WITH AMENDMENT

PRELIMINARY - Amendment

Village of Osceola Tax Increment District #3 Hypothetical Cash Flow Proforma Analysis

Assumptions	
Annual Inflation During Life of TID	1.00%
2022 Gross Tax Rate (per \$1000 Equalized Value)	\$16.04
Annual Adjustment to tax rate	0.00%
Investment rate	0.00%

Year	Background Data					Revenues			Expenditures					TID Status			Year
	(a) TIF District Valuation (\$mm)	(b) Inflation Increment	(c) Construction Increment	(d) TIF Increment Over Base	(e) Tax Rate	(f) Tax Revenue	(g) Investment Proceeds	(h) Total Revenues	(i) Gaughan Est. Payment to Developer	(j) New PayGo Est. Payment to Developer	(k) Infrastructure Improvement - Easement	(l) Administrative Organizational Expenses	(m) Combined Expenditures	(n) Annual Balance	(o) Year End Cumulative Balance (December 31)	(p) Cost Recovery	
	Base Value																
	\$3,276,800																
	\$3,296,300																
2020	\$3,276,800			\$3,513,000													
2021	\$6,789,800			\$3,617,600	\$18.67												
2022	\$6,894,400	\$68,944	\$0	\$3,686,544	\$16.04	\$65,576	\$0	\$65,576	\$0	\$0	\$25,000	\$25,000	\$40,576	\$35,355			
2023	\$6,982,844	\$69,828	\$10,000,000	\$13,756,372	\$16.04	\$58,009	\$0	\$58,009	\$0	\$0	\$5,000	\$25,000	\$30,000	\$28,009	\$63,365		
2024	\$17,052,672	\$170,527	\$9,200,000	\$23,126,899	\$16.04	\$59,115	\$0	\$59,115	\$0	\$0	\$25,000	\$25,000	\$34,115	\$97,480			
2025	\$26,423,199	\$264,232		\$23,391,131	\$16.04	\$220,588	\$0	\$220,588	\$125,396	\$9,621	\$25,000	\$160,017	\$60,570	\$158,050			
2026	\$26,687,431	\$266,874		\$23,658,005	\$16.04	\$370,847	\$0	\$370,847	\$250,793	\$9,621	\$25,000	\$285,414	\$85,434	\$243,484			
2027	\$26,954,305	\$269,543		\$23,927,549	\$16.04	\$375,084	\$0	\$375,084	\$250,793	\$9,621	\$25,000	\$285,414	\$89,671	\$333,155			
2028	\$27,223,849	\$272,238		\$24,199,787	\$16.04	\$379,364	\$0	\$379,364	\$250,793	\$9,621	\$25,000	\$285,414	\$93,950	\$427,105			
2029	\$27,496,087	\$274,961		\$24,474,748	\$16.04	\$383,686	\$0	\$383,686	\$250,793	\$9,621	\$25,000	\$285,414	\$98,272	\$525,377			
2030	\$27,771,048	\$277,710		\$24,752,458	\$16.04	\$388,052	\$0	\$388,052	\$250,793	\$9,621	\$25,000	\$285,414	\$102,638	\$628,015			
2031	\$28,048,758	\$280,488		\$25,032,946	\$16.04	\$392,461	\$0	\$392,461	\$250,793	\$9,621	\$25,000	\$285,414	\$107,047	\$735,062			
2032	\$28,329,246	\$283,292		\$25,316,238	\$16.04	\$396,914	\$0	\$396,914	\$250,793	\$9,621	\$25,000	\$285,414	\$111,500	\$846,562			
2033	\$28,612,538	\$286,125		\$25,602,364	\$16.04	\$401,412	\$0	\$401,412	\$250,793	\$9,621	\$25,000	\$285,414	\$115,998	\$962,560			
2034	\$28,898,664	\$288,987		\$25,891,350	\$16.04	\$405,954	\$0	\$405,954	\$250,793	\$9,621	\$25,000	\$285,414	\$120,540	\$1,083,100			
2035	\$29,187,650	\$291,877		\$26,183,227	\$16.04	\$410,542	\$0	\$410,542	\$250,793	\$9,621	\$25,000	\$285,414	\$125,129	\$1,208,229			
2036	\$29,479,527	\$294,795		\$26,478,022	\$16.04	\$415,176	\$0	\$415,176	\$250,793	\$9,621	\$25,000	\$285,414	\$129,763	\$1,337,991			
2037	\$29,774,322	\$297,743		\$26,775,765	\$16.04	\$419,857	\$0	\$419,857	\$250,793	\$9,621	\$25,000	\$285,414	\$134,443	\$1,472,434	Expenditure Recovered		
2038	\$30,072,065	\$300,721		\$27,076,486	\$16.04	\$424,584	\$0	\$424,584	\$250,793	\$4,924	\$25,000	\$280,717	\$143,867	\$1,616,301	Expenditure Recovered		
2039	\$30,372,786	\$303,728		\$27,380,214	\$16.04	\$429,358	\$0	\$429,358	\$250,793	\$0	\$25,000	\$275,793	\$153,566	\$1,769,867	Expenditure Recovered		
2040					\$16.04	\$434,180	\$0	\$434,180	\$250,793	\$0	\$25,000	\$275,793	\$158,388	\$1,928,255	Expenditure Recovered		
2041						\$439,051	\$0	\$439,051	\$712,715	\$0	\$25,000	\$737,715	(\$298,665)	\$1,629,590	Expenditure Recovered		
		\$4,562,614	\$19,200,000			\$6,869,811	\$0	\$6,869,811	\$4,600,000	\$130,000	\$5,000	\$500,000	\$5,235,000				

Type of TID: Mixed-Use

- 2020 TID Inception (9/23/2020)
- 2035 Final Year to Incur TIF Related Costs
- 2040 Maximum Legal Life of TID (20 Years)
- 2041 Final Collection Year

(1) Increment per Village estimates. Includes additional increment of \$800,000 for industrial development.

EXHIBIT C – ESTIMATED TAX INCREMENT BY TAXING ENTITY

Village of Osceola - TID # 3 Amendment					
Calculation of the Growth of Estimated Tax Increments by Taxing Entity					
Revenue	Projected Increment	County	Village	School District	Technical College
2022	\$ 65,576	\$ 14,573	\$ 24,228	\$ 25,584	\$ 1,191
2023	\$ 58,009	\$ 12,892	\$ 21,432	\$ 22,632	\$ 1,054
2024	\$ 59,115	\$ 13,137	\$ 21,840	\$ 23,063	\$ 1,074
2025	\$ 220,588	\$ 49,022	\$ 81,498	\$ 86,061	\$ 4,007
2026	\$ 370,847	\$ 82,415	\$ 137,012	\$ 144,684	\$ 6,737
2027	\$ 375,084	\$ 83,356	\$ 138,578	\$ 146,337	\$ 6,814
2028	\$ 379,364	\$ 84,307	\$ 140,159	\$ 148,006	\$ 6,891
2029	\$ 383,686	\$ 85,268	\$ 141,756	\$ 149,693	\$ 6,970
2030	\$ 388,052	\$ 86,238	\$ 143,368	\$ 151,396	\$ 7,049
2031	\$ 392,461	\$ 87,218	\$ 144,997	\$ 153,116	\$ 7,129
2032	\$ 396,914	\$ 88,208	\$ 146,643	\$ 154,853	\$ 7,210
2033	\$ 401,412	\$ 89,207	\$ 148,304	\$ 156,608	\$ 7,292
2034	\$ 405,954	\$ 90,217	\$ 149,983	\$ 158,380	\$ 7,374
2035	\$ 410,542	\$ 91,236	\$ 151,678	\$ 160,170	\$ 7,458
2036	\$ 415,176	\$ 92,266	\$ 153,390	\$ 161,978	\$ 7,542
2037	\$ 419,857	\$ 93,306	\$ 155,119	\$ 163,804	\$ 7,627
2038	\$ 424,584	\$ 94,357	\$ 156,866	\$ 165,649	\$ 7,713
2039	\$ 429,358	\$ 95,418	\$ 158,629	\$ 167,511	\$ 7,800
2040	\$ 434,180	\$ 96,490	\$ 160,411	\$ 169,393	\$ 7,887
2041	\$ 439,051	\$ 97,572	\$ 162,210	\$ 171,293	\$ 7,976
TOTALS	\$ 6,869,811	\$1,526,704	\$ 2,538,100	\$ 2,680,213	\$ 124,793

EXHIBIT D - VILLAGE ATTORNEY OPINION

INSERT ATTORNEY OPINION

**EXHIBIT E - AMENDED TID #3 BOUNDARY LEGAL
DESCRIPTION**

ENTER LEGAL DESCRIPTION

**Village of Osceola
TID #3 Territory Amendment #1**

DISCLAIMER TEXT

Robert W. Baird & Co. Incorporated is providing this information to you for discussion purposes. The materials do not contemplate or relate to a future issuance of municipal securities. Baird is not recommending that you take any action, and this information is not intended to be regarded as "advice" within the meaning of Section 15B of the Securities Exchange Act of 1934 or the rules thereunder.

Wisconsin Department of

Revenue

Tax Incremental Financing Manual

(R. 11-22)

Table of Contents

I. General Background	3
A. Tax Incremental Financing (TIF) Definition	3
B. How TIF Works	4
C. Summary Statistics	8
D. Summary of TIF Law Changes	10
II. Tax Incremental District (TID) Details	15
A. TID Creation	15
B. TID Amendments	18
C. TID Extensions	22
D. TID Maintenance	23
E. TID Termination	25
III. Joint Review Board (JRB)	26
A. JRB Purpose	26
B. JRB Members	26
C. JRB Procedures	27
D. JRB Document Review	28
E. JRB Decision Criteria	28
F. DOR Review Procedure	29
G. After the JRB Approves a TID	29
IV. Wisconsin Department of Revenue Responsibilities	30
A. Statutory Responsibilities	30
B. JRB Request for DOR Review	32
C. Substantial Compliance	33
V. Considerations for the Municipality	34
A. But For Requirement	34
B. Risk Factors	35
C. Intergovernmental Agreements	38
D. Effects on Overlying Taxing Jurisdictions	40
VI. Tax Incremental Finance (TIF) Glossary	40
A. TIF vs. TID	40
B. Other Terms and Concepts	41
VII. Resources/Contact Information	47



I. General Background

A. Tax Incremental Financing (TIF) Definition

1. TIF basic function

TIF is a financing option that allows a municipality (town, village or city) to fund infrastructure and other improvements, through property tax revenue on newly developed property. A municipality identifies an area, the Tax Incremental District (TID), as appropriate for a certain type of development. The municipality identifies projects to encourage and facilitate the desired development. Then as property values rise, the municipality uses the property tax paid on that development to pay for the projects. After the project costs are paid, the municipality closes the TID. The municipality, schools, county, and technical college are able to levy taxes on the value of the new development.

TIF use varies depending on the project and the municipality. In some cases, the municipality chooses an area it would like to develop or that is unlikely to develop without assistance. Then the municipality designs improvements (ex: roads, sidewalks, sewer systems) to attract growth. In other cases, a developer or company identifies a site where they might locate. A developer may also negotiate with the municipality to use TIF to fund some improvements (ex: demolition, soil clean up, roads, water) the developer needs. Either way, an area facing development challenges receives help to grow. This creates a larger tax base for the municipality and the overlying taxing jurisdictions (ex: schools, county, technical colleges). Generally, when the tax base grows and spending is stable, tax rates go down, decreasing property taxes for everyone.

Important

One key basis for the use of TIF is the "but for" requirement. As part of all creation resolutions, a municipality must affirm that the development would not happen "but for" the use of TIF. The municipality must believe that without TIF the development would never happen. This requirement is important to ensure TIF assists development projects needing help, but that it is not a gift of tax dollars to private developers or property owners. Review [Considerations for the Municipality](#) for more information.

2. TIF law background

Wisconsin adopted TIF legislation in 1975 to eliminate blighted areas in urban neighborhoods. Interest rates were high, making government borrowing expensive and municipal investment in infrastructure and redevelopment unattractive. In addition, the cost was high for redeveloping blighted areas compared to developing open areas. This was due to demolition, alteration, remodeling or repairing existing buildings, removing environmental contamination from soil or groundwater, or other site work. Before TIF law was enacted, if a municipality wanted to expand its local tax base, the municipality alone would pay the cost but the overlying taxing jurisdictions would also benefit from the growth. The legislature saw this situation as unfair and viewed TIF as a way to remedy the problem and encourage cooperation between local government.

Since TIF law was first adopted, changes have been made to expand the ways municipalities can use TIF and increase the involvement of the overlying taxing jurisdictions and local residents.

Tax Incremental Financing (TIF) Manual

The chart below shows the law reference and creation year. Review [Summary of TIF Law Changes](#) for recent changes.

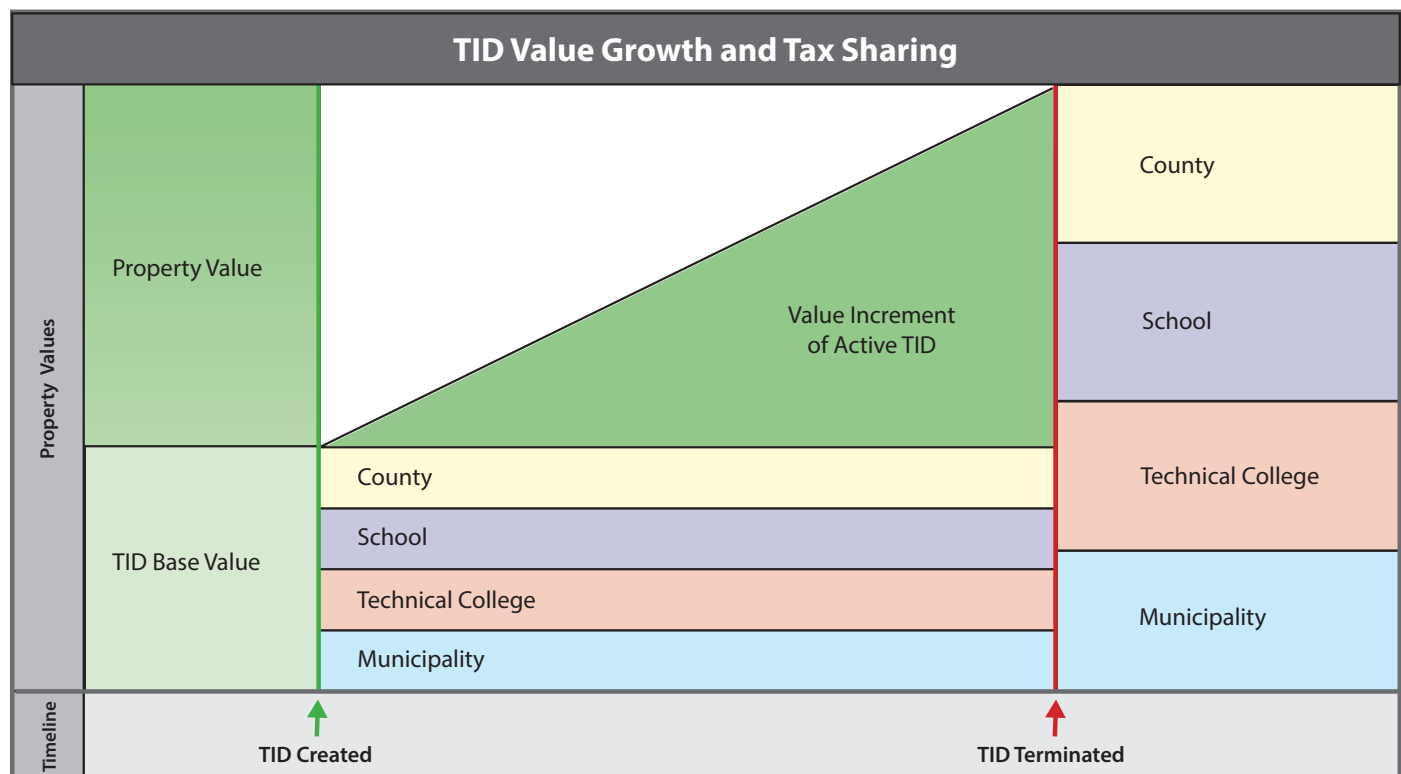
Eligible Municipality	WI Statute	Year Statute Created	TID Type
City or Village	66.1105	1975	Blight, Rehabilitation or Conservation, Industrial
City or Village	66.1105	2004	Mixed-use
City or Village	66.1105	2017	Environmental Remediation
Town	66.1105	2005	Any of the above as part of an annexation/cooperation agreement
City, Village or County	66.1106	1997 (ended 2017)	Environmental Remediation (now in 66.1105)
Town	60.85	2004	Agricultural, Forestry, Manufacturing, or Tourism
Town	60.23	2014	Same as created under 66.1105

Review [Summary Statistics](#) for more details on the trends in numbers and types of TIDs.

B. How TIF Works

When a municipality creates a TID, the municipality and other taxing jurisdictions agree to support their operation from the existing tax base within the TID. They agree the municipality will use the taxes on the value increase in the TID to pay for the investment.

1. Sharing the tax base



a. TID creation

When the municipality creates a TID, it establishes the base value of all the taxable property within the defined boundaries. The county, school, technical college and municipality in the chart above, make up the overlying taxing jurisdictions for the property in the base value. The overlying taxing jurisdictions share the tax revenue collected on this portion of the property value. After the TID is created, this tax revenue is allocated the

Tax Incremental Financing (TIF) Manual

same way as before the TID was created. In the chart, the county, school, technical college and municipality collect taxes on the property in the TID base. In areas with special taxing districts (ex: sanitary district or lake rehabilitation district), this district would appear in a row below the municipality.

Any new construction or investment in the TID property increases the value. The municipality collects the taxes on the growth in value of the property (the [Value increment](#)) as [Tax increment](#) revenue. The municipality can only use this revenue to pay for the improvements it made to the property in the TID according to the approved project plan.

b. TID termination

The municipality must terminate the TID at the end of the maximum life, or when the tax increments collected exceed the approved project costs. At termination, the entire TID's property value is available for the overlying taxing jurisdictions to tax. In the [TID Value Growth and Tax Sharing chart](#) on the previous page, the column on the right represents the increased property value subject to taxes. While the TID exists, tax revenue for each overlying jurisdiction is limited to the base value of the TID property. After terminating the TID, all the overlying taxing jurisdictions share the tax base; tax rates can be lowered to generate the same amount of revenue for the jurisdiction. Without the development encouraged by TIF, the base value would be the only value available for the jurisdictions to tax. Partnering to facilitate development helps all the overlying taxing jurisdictions increase their tax base. If the TID property value does not increase as expected, the municipality may not receive enough tax increment to pay its expenditures. In this case, when the TID terminates, the municipality is responsible for the unpaid debts.

Important

At termination, if the tax increment revenue exceeds the project costs, the municipality must return the surplus revenue to the overlying taxing jurisdictions in proportion to overlying taxing jurisdictions' respective tax levy without TIF.

2. Tax increment calculation

The Tax Increment Worksheet ([Form PC-202](#)) calculates the amount of taxes for the TIF fund. The worksheet uses the apportionment of each overlying taxing jurisdiction to determine the share of each district's tax revenues that will be part of the municipality's tax increment.

Example

This example shows how the county levy is apportioned and how the tax increment is calculated. The same process is used to determine the tax increment added to each of the other taxing jurisdictions' levies, including the levy for the municipality that created the TID.

Assumptions

- Entire county consists of four municipalities. Only Municipality "A" has a TID.
- Equalized property value in the four municipalities, including the TID increment are:

Municipal Values							Total	
A	\$400,000,000*	B	70,000,000	C	20,000,000	D	10,000,000	\$500,000,000
*Includes \$30,000,000 value increment								

- Municipality "A" has a TID 1 with values of:
 - Base value \$20,000,000
 - Current value 50,000,000
 - Value increment 30,000,000
- The county needs \$1,500,000 from property taxes for its budget

Note: Values of the taxing entity and any municipality with one or more TIDs, are reduced by the value increment in all the TIDs. This is referred to as TID/OUT in the upcoming charts.

Tax Incremental Financing (TIF) Manual

Step 1					
Formula to determine each municipality's percent of the county's value: Municipality Value ÷ County Value = % of County's Value					
Municipality	TID/Out Municipality Value	÷	TID/Out County Value	=	Percentage County Value
A	\$ 370,000,000	÷	\$ 470,000,000	=	.787234
B	70,000,000	÷	470,000,000	=	.148936
C	20,000,000	÷	470,000,000	=	.042553
D	10,000,000	÷	470,000,000	=	.021277
Totals	\$ 470,000,000		n/a		1.000000
Step 2					
Formula to determine the county tax apportioned to each municipality: Percentage County Value × County Levy = Apportioned Tax					
Municipality	Percentage County Value	×	County Levy	=	Apportioned Taxes
A	.787234	×	\$ 1,500,000	=	\$ 1,180,850
B	.148936	×	1,500,000	=	223,405
C	.042553	×	1,500,000	=	63,830
D	.021277	×	1,500,000	=	31,915
Totals	1.000000		n/a		\$ 1,500,000
Step 3					
Formula to determine the county tax rate each municipality will collect, including the tax increment: County Apportioned Tax ÷ (Municipality Equalized Value - Increment) = County Tax Rate per Municipality					
Municipality	Apportioned Municipality Taxes	÷	Municipality TID/Out Equalized Value	=	County Tax Rate for Each Municipality
A	\$ 1,180,850	÷	\$ 370,000,000	=	.0031915
B	223,405	÷	70,000,000	=	.0031915
C	63,830	÷	20,000,000	=	.0031915
D	31,915	÷	10,000,000	=	.0031915
Totals	\$ 1,500,000	÷	\$ 470,000,000		n/a
Step 4					
Formula to determine the county tax rate for each municipality (referred to TID/IN below) County Tax Rate × Total Equalized Value of all Municipal property = County Tax Collected (includes the tax increment for TID #1 in Municipality "A")					
Municipality	Tax Rate	×	Total Equalized Value Municipality TID/IN	=	County Taxes Collected
A	.0031915	×	\$ 400,000,000	=	\$ 1,276,600
B	.0031915	×	70,000,000	=	223,405
C	.0031915	×	20,000,000	=	63,830
D	.0031915	×	10,000,000	=	31,915
Totals	n/a		\$ 500,000,000		\$ 1,595,750
Total County Taxes Collected from Municipality "A"					\$ 1,276,600
Total County Apportioned Taxes for Municipality "A"					\$ 1,180,850
Tax Increment Received by Municipality "A"					\$ 95,750



Tax Incremental Financing (TIF) Manual

Step 1-4 Explanation

- County tax collected is apportioned to individual property owners in each municipality based on the assessed value of each parcel
- Amount of the tax apportioned by the county is \$1,500,000. Step 2 shows the amounts apportioned to each municipality.
- Tax increment of \$95,750 is the difference between the amount Municipality "A" collected by the county (\$1,276,600 shown in Step 4) and the amount apportioned for Municipality "A" (\$1,118,850 shown in Step 2)
- \$95,750 is the county portion of tax increment Municipality "A" receives and must deposit into the TID 1 fund for the TID's project costs

Step 5	Effect on the county tax rate if the TID in Municipality "A" terminates and the county's levy and each municipality's values remain the same	
County Levy	County Equalized Value	Tax Rate
\$ 1,500,000	\$ 500,000,000*	.030000

* Includes TID value increment in TID 1, Municipality "A"

Step 5 Explanation

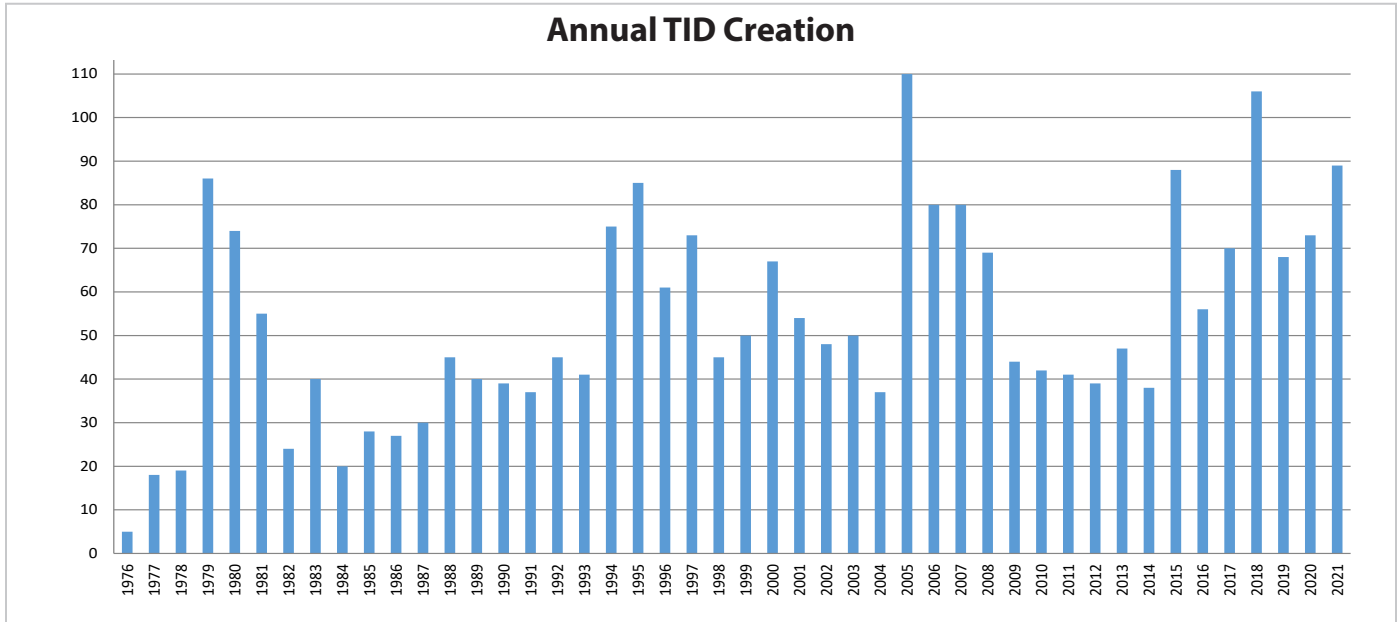
- There is a difference in the tax rate of 19.15 cents per thousand dollars of equalized value without the TID in Municipality "A" (.0031915 shown in Step 3), compared to the rate with the TID (.0030000 shown in Step 5)
- This results in a \$19.15 tax decrease for the county portion of taxes on a property valued at \$100,000 when the TID terminates

When a municipality has no TIDs, the municipal apportioned levy is the same as the county taxes collected. If there are no TIDs in a county, the county tax rate is lower for everyone. However, if there are TIDs, every taxpayer in the county pays a higher rate to generate the increment paid to the municipality operating the TID. All taxpayers in the county share this cost because they will all share the expanded tax base once the TID terminates.



C. Summary Statistics

The chart below shows TID creations by year. Overall, there has been steady growth since TIF was added to state law. There are a few noticeable spikes in creation activity due to law changes or economic trends.



1. Creation by TID type

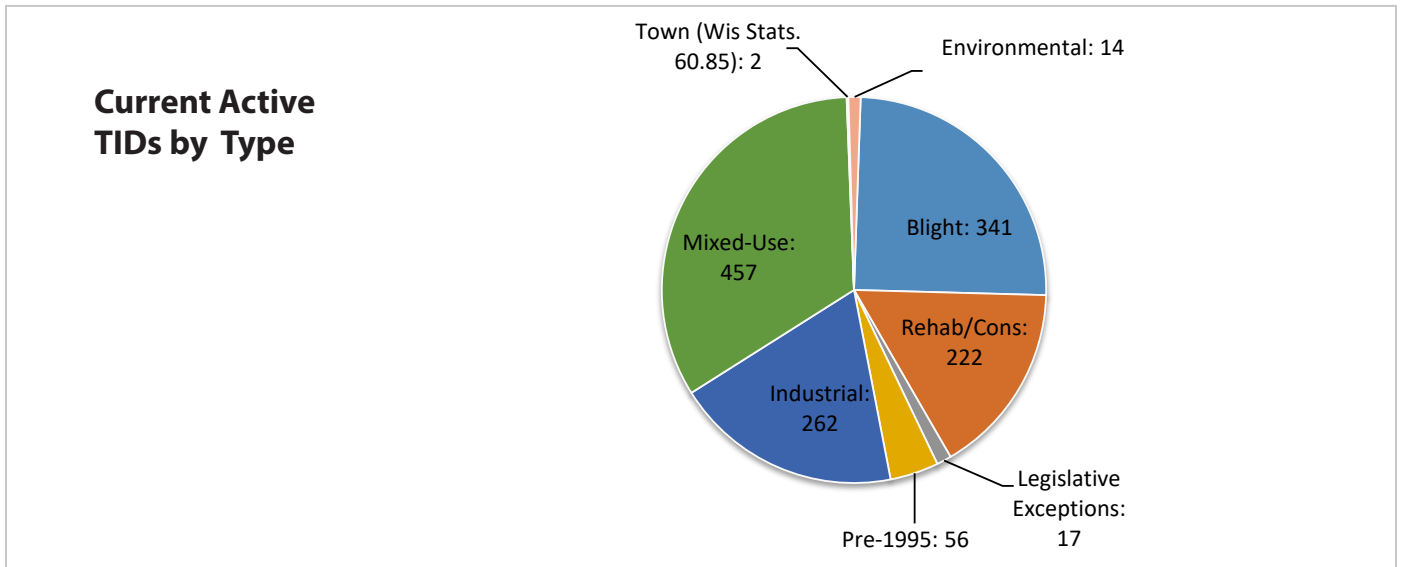
TIF law contains different rules based on TID type. The [TID Criteria Matrix](#) summarizes the rules governing the various TID types.

In 2021, there were 89 new TIDs certified:

- 44 mixed-use
- 19 blight elimination
- 17 rehabilitation/conservation
- 9 industrial

2. Active TIDs by type

Currently there are 1,371 active TIDs. The chart below shows a breakdown of the active TIDs by type.

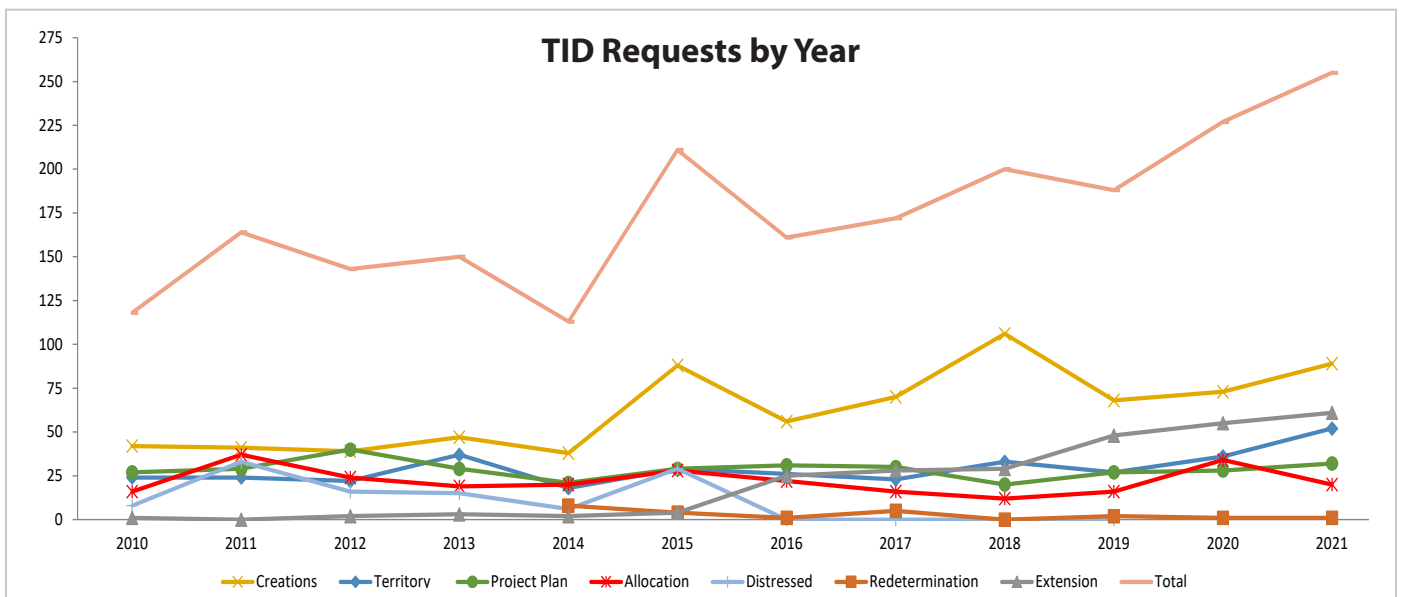


3. TID requests by year

TIF law allows municipalities to create TIDs and amend existing TIDs in different ways. In 2021, the Wisconsin Department of Revenue (DOR) approved these TID requests:

- 89 creations
- 52 territory amendments
- 32 project plan amendments
- 20 allocation amendments
- 1 base value redetermination amendment
- 61 extensions

The chart below shows the number of creations and amendment types requested by year.



Each municipality can add or subtract territory from an active TID up to four times during the life of the TID. Adding or subtracting parcels from an existing TID increases or decreases its base value.

Project plan amendments revise the planned development in the TID. An allocation amendment allows a municipality to transfer excess increment from one TID to another TID. There is no limit to the number of allocation or project plan amendments.

Base value redetermination amendments allow a municipality to reduce the base value of a TID in a decrement situation. One redetermination amendment is allowed during a TID's life.

A municipality may extend a TID's life to pay on existing debt and/or to use the last year of increment for affordable housing. There are three types of extensions available: standard extension, technical college extension and affordable housing extension.

Review [TID Amendments](#) and [Extensions](#) for more information.

4. TIF and property taxes in Wisconsin

The Legislative Fiscal Bureau publishes [Informational Paper 17](#) on TIF every two years. It contains background, municipal authority information and statistics on TIF use.

D. Summary of TIF Law Changes

2021 Acts 61, 68, 142, 149

[Act 61](#)

Distribution of state aid after a TID terminates

- Effective July 10, 2021, starting with 2022 distributions for:
 - » Exempt computer aid payments
 - State will distribute aid to the municipality and other taxing jurisdictions the year after termination and each year thereafter
 - » Personal property aid payments
 - State will distribute aid to the municipality and other taxing jurisdictions the year after termination and each year thereafter
 - Reimbursement for TIDs active in the 2017 tax year that terminated since and would have received aid
 - Terminated TID aid payments will not be included in levy/revenue limit calculations
 - Updates expenditure restraint program to exclude expenditures of terminated TID personal property aid payments

[Act 68](#)

Expenditure period for TIDs in an electronics and information technology manufacturing (EITM) zone

- Effective July 10, 2021
- For certain expenses, extends the expenditure period from 84 to 180 months after TID's creation
- Applies to expenses for:
 - » Constructing or expanding fire stations
 - » Purchasing police and fire equipment
 - » General operating expenses related to providing police and fire protection

Act 142

Requires reporting the value of net new construction in TIDs

- Effective January 1, 2023
- In 2023, Municipal Assessment Report (MAR) will include new fields for assessors to report new construction and demolition values for each TID
 - » DOR will publish a TID Net New Construction Values report in the fall of 2023
- In 2024, the 2023 TID Annual Report (Form PE-300) will include:
 - » Net new construction values for each year beginning with 2023
 - » New construction percentage
 - » TID new construction impact on municipal levy

Act 149

Amends the environmental pollution definition for environmental remediation TIDs

- Effective October 1, 2022
- Adds substances that if released into the air, land or waters due to redevelopment of an existing structure would be harmful to either:
 - » Public health
 - » Commercial or recreational use

2017 Acts 15, 58, 70

Act 15

1. Termination and administrative certification fee deadline change

- Effective: January 1, 2018
- Changes the deadline for TID terminations from May 15 to April 15
 - » **Example 1:** If a termination resolution is adopted from May 16, 2017 to April 15, 2018, the termination year is 2018 and TID number is removed from the 2018 tax roll
 - » **Example 2:** If a termination resolution is adopted from April 16, 2018 to April 15, 2019, the termination year is 2019 and TID number is removed from 2019 tax roll
- Changes deadline for administrative certification fee (\$150 per active TID) from May 15 to April 15

2. TID Annual Report changes

- Effective: January 1, 2018 (for 2017 reporting year)
- Sets maximum penalty of \$6,000 for reports not filed timely – penalty for late filing remains \$100 per TID per day (applied beginning 60 days after report is past due)
- DOR reduces shared revenue payments for any unpaid penalty
- Removes the extra 30-day extension when an estimated report is filed

3. Base value for town TIDs created under 60.85

- Effective date retroactive to October 1, 2015
- Excludes town-owned property from the TID base value calculation
- Town TIDs are now consistent with municipal TIDs as changed in [2015 Act 255](#)

4. Notification to DOR of adopted amendments

- Effective: January 1, 2018
- Removes municipality's requirement to notify DOR of TID amendments during May 1 to May 21 each year
- Keeps requirement to notify DOR within 60 days after the amendment is adopted

Act 58

TIDs created in an electronics and information technology manufacturing (EITM) zone

- Effective: September 20, 2017
- Authorizes the creation of an electronics and information technology manufacturing zone and, in connection with that zone, creates special provisions for TIDs:
 - » Exception to 12% limit (no limit for these TIDs and not in the calculation for other municipal TIDs)
 - » 30-year life with expenditures allowed throughout life
 - » Mixed-use or industrial types
 - » Allows TID project costs throughout the county
 - » Allows police/fire costs (with some limitations)
- There are separate due dates/timeframes for these TIDs:
 - » Municipal resolution adopted January 1 to December 1 – if resolution states effective same year, then forms due to DOR December 31
 - » Municipal resolution adopted January 1 to December 1 – if resolution states effective the following year, then forms due to DOR November 30 of the following year
 - » Municipal resolution adopted December 2 to 31 – effective date is the following year with the forms due to DOR November 30 of the following year

Act 70

1. Environmental Remediation (ER) Tax Incremental Districts (TID)

- Effective date: November 29, 2017
- ER TIDs created by a municipal resolution:
 - » Before November 29, 2017 – must follow sec. [66.1106](#), Wis. Stats., and are not affected by 2017 Act 70
 - » On or after November 29, 2017 – must follow sec. [66.1105](#), Wis. Stats.
- All ER TIDs must now be created under sec. [66.1105](#), Wis. Stats.

2. Requirements/limits

- Maximum life is 27 years with a possible three-year standard extension
- Before creating an ER TID under sec. [66.1105](#), Wis. Stats., the municipality must obtain a certification of its site investigation report from the Wisconsin Department of Natural Resources (DNR) and email both the report and certification to DOR. To obtain this certification, a municipality must provide DNR the site investigation report including:
 - » Description of the environmental pollution in the proposed district
 - » Proposed remedial action plan
 - » Cost estimates for expected project costs
 - » Schedule for remediation (design, implementation, construction)
- At least 50% of the TID area has significant environmental pollution
- Project plan must specify either:
 - » All project costs will be paid within 90% of the TID's remaining life
 - » Expenditures will only be made in the first half of the TID life; exception – expenditures for significant environmental pollution not identified in the certified site investigation report may continue for 22 years (5 years before the maximum life)
- May only allocate excess funds to other ER TIDs (created under sec. [66.1105](#) or [66.1106](#), Wis. Stats.)
- A municipality may designate only one ER TID created under sec. [66.1105](#) Wis. Stats., as excluded from the 12% value limit. Once the excluded TID is designated, it cannot be changed.

3. TID base value

- When an ER TID is created under sec. 66.1105, Wis. Stats., DOR sets the base value to \$1
- When the ER TID is amended to add territory, the full value of the additional parcels as of January 1 of the amendment year is added to the existing \$1 base value

2015 Acts 254, 255, 256, 257

Act 254

1. Three-year extension request

- Effective: March 3, 2016
- Allows municipality to amend the TID or request a three-year extension to a TID's life through a Joint Review Board (JRB) resolution if tax increments are impacted by 2013 Act 145 that increased state aid to technical colleges

2. DOR determination

- Effective: March 3, 2016
- Requires DOR to indicate in a fiscal estimate if a bill will increase or decrease the increment collection for TIDs or if the effect is indeterminate

Act 255

1. Removes vacant property restriction

- Effective for TIDs created or project plans amended on or after October 1, 2015
- Removes restriction that vacant property may not comprise more than 25% of TID for creations after effective date

2. Excludes city-owned property

- Effective for TIDs created or project plans amended on or after October 1, 2015
- Revises TID base value calculation to exclude exempt city-owned property

Act 256

1. Increases JRB review time

- Effective: March 3, 2016
- Changes JRB review period from 30 to 45 days to approve municipality's TID resolution

2. Changes levy limit calculation

- Effective: March 3, 2016
- Changes calculation of levy limit exception – a municipality's equalized value for preceding year excludes the value of any TID increments for the year a TID terminates

3. Restricts industrial zoning

- Effective: March 3, 2016
- TID industrial zoning requirements only apply to industrial TIDs

4. Changes public notice requirement on amendments

- Effective: March 3, 2016
- Changes Planning Commission Hearing Notice from Class 2 to Class 1 for TID amendments

5. Adds one more year to TIDs created between September 30 and May 15

- Effective: March 3, 2016
- Adds one-year life and allocation extension for new TIDs when the municipality adopts the resolution between September 30 and May 15

Act 257

1. Requires standing JRB

- Effective October 1, 2015 for 60.85 Town TIDs and October 1, 2016 for all TIDs
- Must meet July 1 annually or as soon as the annual report is available to review
- Remains in existence the entire time TID exists with same taxing jurisdictions
- May disband following termination of all existing TIDs
- Applies to all TID types, including industry-specific town TIDs and Environmental Remediation TIDs

2. Repeals DOR's review of industry-specific town TIDs

- Effective October 1, 2015 for 60.85 Town TIDs and October 1, 2016 for all TIDs
- Repeals DOR's review and determination whether the money expended, or debt incurred, by an industry-specific town TID complied with state law

3. Requires municipality to electronically submit annual TID Report

- Effective October 1, 2015 for 60.85 Town TIDs and October 1, 2016 for all TIDs
- Municipality must submit an electronic annual report for each existing TID to each overlying taxing jurisdiction. Annual reports are due to DOR starting July 1, 2016 for Town TIDs and July 1, 2017 for all other TIDs. The annual report must contain:
 - » Name assigned to the TID
 - » Developer named in agreement with municipality or receiving financial assistance
 - » Date municipality expects TID to terminate
 - » Tax increment amounts to be deposited into a special fund for the TID
 - » Contact person designated by municipality to respond to annual report questions
 - » Analysis of TID special fund:
 - Balance at beginning of the year
 - Amounts deposited by source, including amounts received from another TID
 - Special fund's expenditures by category of allowed project costs
 - Balance at end of year, including breakdown by source identifying portion of balance required for payment of anticipated project costs
 - Portion of ending balance not identified for payment of anticipated project costs designated as surplus

4. Requires DOR to develop annual report process

- Effective October 1, 2015 for 60.85 Town TIDs and October 1, 2016 for all TIDs
- Create format of annual reports in 2016
- Post reports no later than 45 days after receipt
- Determine whether to grant an extension if municipality provides evidence report is being completed
- Post on DOR website a list of extensions, period of extension and whether municipality filed annual report within extension period
- Notify municipality annual report is past due if municipality does not timely file
- Charge municipality \$100 each day annual report is past due. Fees will be deposited in common school fund.

II. Tax Incremental District (TID) Details

A. TID Creation

Wisconsin's Tax Incremental Financing (TIF) law regulates the creation of TIDs. The law requires specific documentation and establishes the procedures a municipality must follow to create a new TID. The purpose of the requirements is to make it easy for the public to obtain information and include the public in the decision-making process. The project plan makes the TID information clear to the public. Mandatory notices, a public hearing, and waiting periods ensure the opportunity for public participation. The municipality must also create a Joint Review Board (JRB) to obtain approval from the overlying taxing jurisdiction.

Follow these steps to create a TID under state law (sec. [66.1105](#), Wis. Stats.). The [TID Checklist](#) has additional details.

1. Prepare a proposed project plan describing the TID boundary, projects and costs (sec. [66.1105\(4\)\(f\)](#), Wis. Stats.)

- Identify the TID boundary, which must contain whole parcels and the minimum required acreage for the specific TID type. Review the [Resolution Checklist](#) for details.
- Review [Guidelines for Project Plans](#) for a list of all topics that must be covered in the Project Plan
- Projects impacting a TID, but not entirely in the TID's boundary, may have costs that are partly eligible (ex: if a water tower or sewer improvements serve the TID, the part of the total cost benefitting the TID can be paid with increment revenue). The municipality must determine how much of the cost is eligible and identify this cost in the plan.
- Wetlands can be within the TID's designated boundaries, but under state law cannot be included in a TID. To remove wetlands from the TID, include an explanation on the map or in the TID's boundary description stating all wetlands in the area are excluded from the TID. The exclusion of the wetlands must not eliminate the contiguity of the TID.
- When preparing the project plan for a TID creation or territory amendment, DOR recommends involving the municipal and state manufacturing assessors, and the county real property lister
- Town TIDs created under sec. 60.85, Wis. Stats., are limited to specific projects in the general categories of agricultural, forestry, manufacturing or tourism. Review the [Eligible Projects for a Town TID](#) web page for more information.

2. Prepare a notice – indicating when the municipality will hold the public hearing on the proposed project plan, boundaries and creation of the district (sec. [66.1105\(4\)\(e\)](#), Wis. Stats.). The notice:

- Must include the place, date and time of the hearing
 - » For a virtual meeting, include the web link or phone access code, plus contact information for anyone who needs an accommodation or assistance
- Must state that the municipality will provide a copy of the proposed plan on request
- Must include a statement about cash grants, if applicable
- Should include the location of the proposed district

3. If the TID is a blight or rehabilitation/conservation type, identify the affected properties –

notify the owners of property identified as blighted or in need of rehabilitation/conservation at least 15 days before the public hearing (sec. [66.1105\(4\)\(c\)](#), Wis. Stats.)

Note: For town TIDs created under sec. 60.85, Wis. Stats., the municipality must send a notice to all property owners in the TID.

4. Send a copy of the hearing notice to overlying taxing jurisdictions by first class mail, prior to publication (sec. [66.1105\(4\)\(a\)](#) and [\(e\)](#), Wis. Stats.)

- Request that the local governing jurisdictions designate a representative to serve on the Joint Review Board (JRB)
- **Overlying taxing jurisdictions** – include any governmental entity with the power to levy taxes on property located within the proposed TID boundaries (ex: county, school district(s), technical college district and any special taxing jurisdictions)
- **Special taxing jurisdictions** – are metro sewer districts, sanitary districts or lake rehabilitation/protection districts
- Municipality must notify any affected special districts of the public hearing, but these special districts do not have a representative on the JRB

5. Publish two notices for the public hearing – the first notice 14 days before the meeting and the second, seven days before, following Wis. Stats. Chapter [985](#) (sec. [66.1105\(4\)\(e\)](#), and [66.1105\(5\)\(d\)](#), Wis. Stats.)

Notices must be published properly. Before publishing, verify the notice:

- Includes the place, date and time of the hearing
- States that the municipality will provide a copy of the project plan on request
- Includes a statement about cash grants, if applicable
- Includes the location of the proposed district
- Review the [TIF Public Notices](#) web page for sample notices and additional information

6. Convene a JRB and publish a meeting notice – at least five days before the first JRB meeting (secs. [66.1105\(4m\)\(a\)](#) and [66.1105\(4m\)\(e\)](#), Wis. Stats.)

- School district, county, technical college district and the municipality each appoints a member of the JRB
- JRB also includes a public member appointed by the other members
- **First meeting** – JRB must hold its first meeting within 14 days of the hearing notice publication, but before the public hearing. The representatives select the chairperson and public member at the first meeting.
- JRB must continue while any TID exists in the municipality (sec. [66.1105\(4m\)\(a\)](#), Wis. Stats.)
- Review [Joint Review Board](#) for more information on JRB representatives

Note: For a town TID created under sec. [60.85](#), Wis. Stats., the town must convene a JRB, however, a meeting notice is not required.

7. Hold a public hearing (sec. [66.1105\(4\)\(a\)](#), [\(e\)](#) and [\(f\)](#), Wis. Stats.)

- Planning Commission (or the municipality's Development or Redevelopment Authority) conducts a hearing on the proposed TID boundaries and project plan
- These topics can be discussed in the same meeting or separate meetings
- The meeting gives residents an opportunity to express their views

8. Adopt a Planning Commission resolution (sec. [66.1105\(4\)\(b\)](#) and [66.1105\(4\)\(d\)](#), Wis. Stats.)

The meeting to adopt the resolution can immediately follow the public hearing. The Planning Commission adopts a resolution that covers these items:

- Boundaries of the TID
- Approval of the TID's project plan
- After adoption, the Planning Commission submits its approval to the local legislative body

9. Approve the plan; adopt a municipal resolution (secs. [66.1105\(4\)\(g\)](#), [\(gm\)](#), [\(i\)](#) and [60.85\(3\)\(h\)](#), Wis. Stats.)

- Municipal legislative body approves the project plan and adopts the creation resolution at least 15 days after the public hearing (30 days for a town TID created under sec. [60.85](#), Wis. Stats.)

- Boundaries adopted by the municipal legislative body are the final boundaries and do not have to match those adopted by the Planning Commission
- Project plan must be adopted before (or when) the TID is created
- Review the [Resolution Checklist](#) for details on required wording in the municipal resolution
- After the municipality adopts the project plan and creates the district, it forwards the documents to the JRB

TID's official creation date is the date the municipality adopts the creation resolution. Creation date determines:

- Start date for the TID maximum life and when expenditures (other than planning) begin and end
 - » **Note:** In 2015, [Act 256](#) (effective March 3, 2016) added one year of life for new TIDs when the municipality adopts the resolution between September 30 and May 15
- Valuation date
 - » When the municipality adopts the creation resolution by September 30, the valuation date is January 1 of the same year
 - » When the municipality adopts the creation resolution after September 30, the valuation date is January 1 of the next year
- When the creation documents are due to DOR
- Review the [TID Creation Timeframes](#) table for more information

10. Approve the proposal; adopt a JRB resolution (sec. [66.1105\(4m\)\(b\)](#) and [\(c\)](#), Wis. Stats.)

- JRB reviews the public record, planning documents and the municipal resolution
- JRB must approve or deny the TID within:
 - » 45 days after receiving the creation resolution for a municipal TID created under sec. 60.23(32) or 66.1105, Wis. Stats.
 - » 10-45 days after receiving the creation resolution for a town TID created under sec. 60.85, Wis. Stats.
- The JRB may hold additional public hearings
- JRB's decision to approve or deny the proposal must be based on three criteria – whether the:
 - » Expected development would occur without using TIF
 - » Economic benefits are sufficient to compensate for the cost of improvements
 - » Benefits outweigh the anticipated tax increments to be paid by property owners in overlying districts
- JRB resolution must confirm the proposal meets these criteria. Review [Joint Review Board](#) for more information.
- Majority of the JRB must approve the TID or it cannot be created
 - » The JRB must submit its decision to the municipality within seven days of making the decision
 - » If the JRB rejects the proposal, the JRB must provide a written explanation to the municipality

11. Notify DOR – municipal clerk should email tif@wisconsin.gov to notify DOR of the creation resolution within 60 days of JRB approval

12. Email the required documents (sec. [66.1105\(5\)\(b\)](#) and [\(c\)](#), Wis. Stats.)

After the municipality and the JRB approve the TID, the municipal clerk must provide all the required documents to DOR by:

- October 31 – for a municipal TID created under sec. 60.23(32) or 66.1105, Wis. Stats.
- December 31 – for a town TID created under sec. 60.85, Wis. Stats.

Required documents are described in the [TID Checklist](#):

- Legal documents (including required form)
- Map and boundary description
 - » Parcel identification numbers (or tax key numbers) must match assessment roll
 - » Parcel numbers on the map and value forms must match
- Project plan with attorney opinion letter
- Value forms with clerk and assessor declarations

The municipal resolution adoption date determines the creation year. For more details on relevant creation dates, review the [TID Creation Timeframes table](#). Review the [Municipal TID creation](#) or [Town TID creation](#) web page for required forms, publications, and more detailed information.

13. Pay the DOR one-time only TID creation fee of \$1,000 – through [My Tax Account](#) by October 31 (sec. [66.1105\(5\)\(a\)](#), Wis. Stats.)

14. DOR reviews and certifies (sec. [66.1105\(5\)\(b\)](#) and [66.1105\(5\)\(d\)](#), Wis. Stats.)

DOR verifies the above steps were followed before certifying the TID base value. DOR determines the full value of the taxable property within the district and emails a certification letter to the municipal clerk with the approved base value.

15. Identify the property on the assessment roll (sec. [66.1105\(5\)\(f\)](#), Wis. Stats.)

The municipal assessor must identify property within a TID on the assessment roll. The clerk verifies the TID number is coded to the property on the tax roll. Review the [TID Creation Timeframes](#) table to determine on which year's tax roll to include the TID number. The municipality must also notify the county real property lister about a TID creation.

B. TID Amendments

After a TID is created, the municipality may amend the TID.

1. Adopting a TID amendment

The process for adopting a TID amendment is similar to the process for creating the TID; however, there are two important differences. (sec. [66.1105\(4\)\(h\)1.](#), Wis. Stats.)

- Amendments require one notice (creations require two notices) prior to the public hearing
- There is no waiting period prior to the municipal resolution (creations require 14-30 days). The municipality may adopt the resolution any time after receiving the resolution from the Planning Commission.

Amendment notice must state:

- Amendment description, including purpose of the amendment, proposed projects and costs
- Place, time and date of the hearing
 - » For a virtual meeting, include the web link or phone access code, plus contact information for anyone who needs assistance
- That copies of the project plan are available on request
- If applicable, that cash grants are part of the costs

Review the [TID Checklist](#) for details on the steps and documents required for each amendment type. For each amendment, the municipality must create an updated project plan detailing the changes.

2. TID amendment types

a. Territory amendment (sec. [66.1105\(4\)\(h\)2](#), Wis. Stats.)

A municipality may revise the boundaries of a TID to add or remove property up to four times during the TID's life.

After DOR certifies a territory amendment, the municipal assessor must add or remove the TID number on the affected property on the assessment roll. The clerk must verify the TID number is coded to the property correctly. The municipality must notify the county real property lister about any property added to or subtracted from the TID.

1) Adding parcels

Parcels can only be added if:

- Additional territory is contiguous to the TID
- Municipality's equalized TIF value limit is below:
 - » 12% for cities or villages
 - » 7% or 5% for towns
 - » For more information review [TIF - Value Limit Common Questions](#)

Note: A town with a TID created under sec. 60.85, Wis. Stats., can only add territory once during the TID's first five years and cannot subtract territory.

See the [TID Checklist](#) for required documents:

- Legal documents (including required form)
- Map and boundary description
 - » Map must identify added parcels but still show the entire TID boundary
 - » Parcel identification numbers (or tax key numbers) must match assessment roll
 - » Parcel numbers on the map and value forms must match
 - » Legal description must describe the full TID boundary updated to include the additional territory
- Project plan with attorney opinion letter
- [TID Base Value Workbook](#) with clerk and assessor declarations – only list the parcels that are being added to the TID and personal property located at those parcels
 - » When the municipality adopts the amendment resolution by September 30, the valuation date is January 1 of the same year
 - » When the municipality adopts the amendment resolution after September 30, the valuation date is January 1 of the next year

Review the [Territory Amendment \(adding parcels\)](#) web page for required forms, publications, and more detailed information.

2) Subtracting parcels

- The process for subtracting territory parallels the process for adding territory, except the subtracted values are based on the year the property entered the TID
- Parcels can only be subtracted if the TID boundaries remain contiguous after the subtraction
- Municipalities exceeding the value limit can subtract parcels
- Municipality must adopt amendment resolution by September 30 for the TID property to be removed from the next year's tax roll

See the [TID Checklist](#) for required documents:

- Legal documents (including required form)
- Map and boundary description
 - » Map must identify subtracted parcels but still show the entire TID boundary
 - » Parcel numbers on the map and on the value forms must match
 - » Legal description must describe the full TID boundary updated after the removal of the subtracted parcels
- Project plan with attorney opinion letter
- [TID Territory Subtraction Workbook](#) with clerk and assessor declarations – list subtracted parcels and personal property with the value based on the year the property entered the TID

Review the [Territory Amendment \(subtracting parcels\)](#) web page for required forms, publications, and more detailed information.

3) Adding and subtracting parcels

- A municipality can add and subtract territory at the same time
- The process and requirements are the same as separate addition and subtraction amendments; however, territory is both added and subtracted in the same amendment
- An amendment adding and subtracting property at the same time is considered one amendment toward the limit of four
- A municipality may not subtract parcels and add them back into the TID in the same year

Parcels can only be added and subtracted if:

- TID boundaries remain contiguous after the addition and subtraction
- Value limit is met because, either the municipality is:
 - » Below the 12% value limit and remains below the limit after the addition and subtraction amendment
 - » Above the 12% limit, but the combined value of the addition and subtraction amendments results in a negative value

Note: The added property uses the current value and subtracted property uses the value from the year they entered the TID.

See the [TID Checklist](#) for required documents:

- Legal documents (including required form)
- Map and boundary description
 - » Map must identify added and subtracted parcels but still show the entire TID boundary
 - » Parcel identification numbers (or tax key numbers) must reflect assessment roll
 - » Parcel numbers on the map and value forms must match
 - » Legal description must describe the full TID boundary updated to include the additional territory and remove the subtracted territory
- Project plan with attorney opinion letter
- [TID Base Value Workbook](#) with clerk and assessor declarations – only list the property being added to the TID
 - » When the municipality adopts the amendment resolution by September 30, the valuation date is January 1 of the same year
 - » When the municipality adopts the amendment resolution after September 30, the valuation date is January 1 of the next year
- [TID Territory Subtraction Workbook](#) with clerk and assessor declarations – list subtracted property and value based on the year the property entered the TID

See the [Territory Amendment \(adding parcels\)](#) and [Territory Amendment \(subtracting parcels\)](#) for required forms, publications, and more detailed information.

b. Project plan amendment

A municipality may amend the project plan to revise any of the topics covered in the most recently approved project plan. The amended TID project plan must still cover the topics outlined in the [Guidelines for Project Plans](#).

Generally, the municipality changes the projects and their costs. The municipality may need additional improvements in a TID to generate the desired growth or a TID may generate enough funds to finance additional projects. If the municipality adds project costs, it must update the plan's financial analysis. The increment must still be able to pay for the improvements within the life of the district. A project plan amendment does not alter the expenditure period or the TID maximum life.

There is no limit on the number of project plan amendments during a TID's life.

See the [TID Checklist](#) for required documents:

- Legal documents (including required form)
- Project plan with attorney opinion letter

Review the [Project Plan and/or Allocation Amendments](#) for required forms, publications, and more detailed information.

c. Allocation amendment (sec. [66.1105\(6\)\(d\)](#), Wis. Stats.)

An allocation amendment allows the municipality to redirect revenue from one TID (called the "Donor TID") to another TID (called the "Recipient TID"). This may be advantageous when one TID is generating more revenue than expected and another is performing below expectations.

Before an allocation amendment is adopted, the JRB members and the public must understand that it will direct more revenue than planned to the municipality's TIF fund. The increment revenue transferred from the donor TID to another TID postpones the date the donor TID can fully pay its costs and be terminated. This delays when the tax increment is available to the overlying taxing jurisdictions.

Allocation amendment requires:

- Donor and Recipient TIDs have the same overlying taxing jurisdictions
- Donor TID demonstrates the current increment is sufficient to pay off all costs and provide enough surplus revenue to pay some of the costs for the recipient TID
- Resolutions adopted by the Planning Commission and the legislative body to state specifically from which TID the increments are coming and to which TID the surplus is going

See the [TID Checklist](#) for required documents:

- Legal documents (including required form)
- Project plan with attorney opinion letter

Allocations are only allowed in specific scenarios, which are outlined in the [TID Allocation Amendment Types](#).

Review the [Project Plan and/or Allocation Amendments](#) web page for required forms, publications, and more detailed information.

d. Base value redetermination amendment

A municipality can request a base value redetermination for a TID in a decrement situation if:

- TID's current year equalized value (review the [TID Statement of Changes Report](#)) is at least 10% below the base value of the TID for two consecutive years (decrement) (sec. [66.1105\(5\)\(h\)](#) and (i), Wis. Stats.)
 - » Municipality's resolution date for the redetermination amendment determines the two consecutive years
 - The two most current years based on the date of the resolution are used
 - » Example: a municipal resolution adopted May 21, 2022, must show that both the 2021 and 2020 values are 10% below the TID's base value

Tax Incremental Financing (TIF) Manual

- TID was created under state law sec. [66.1105](#), Wis. Stats.
- TID had no previous redetermination. Only one redetermination amendment is allowed during a TID's life.

Complete the [TID Base Redetermination Worksheet](#) to confirm the TID qualifies. The municipality must adopt the amendment resolution by September 30 for the value change to be effective the next tax year.

See the [TID Checklist](#) for required documents:

- Legal documents (including required form)
- Project plan with attorney opinion letter
- [TID Base Redetermination Worksheet](#) showing the TID meets the decrement criteria

Review the [Base Value Redetermination](#) web page for required forms, publications, and more detailed information.

e. Distressed/severely distressed amendment (sec. [66.1105\(4e\)](#), Wis. Stats.)

From 2008 through 2015, a municipality could extend the life of a TID experiencing financial difficulty by adopting a resolution designating the TID as distressed or severely distressed. This allowed the TID additional time to pay off expenditures. The ability to use this designation ended on September 30, 2015. For more information, review the [TIF Distressed/Severely Distressed](#) web page.

f. Amendment fees and due dates (sec. [66.1105\(5\)\(a\)](#) and [\(b\)](#), Wis. Stats.)

Municipalities must pay a DOR amendment fee using [My Tax Account](#) for each territory (add, subtract or both) or redetermination amendment. There is no fee for project plan or allocation amendments.

Amendment Type	DOR Fee	Documents Due Date
Territory – Add parcels	\$1,000	October 31
Territory – Subtract parcels	\$1,000	October 31
Territory – Add and Subtract	\$2,000	October 31
Project plan	0	December 31
Allocation	0	December 31
Base value redetermination	\$1,000	October 31

C. TID Extensions

After a TID is created, the municipality may extend the TID's life in several ways. There is no DOR fee for a TID extension. Review the [Extensions](#) web page for sample resolutions and more detailed information.

Extension types:

1) Affordable housing extension (sec. [66.1105\(6\)\(g\)](#), Wis. Stats.)

After a municipality pays off a TID's project costs, it may extend that TID's life by one year if the municipality adopts a resolution that:

- Extends the TID's life for a specified number of months (up to 12)
- Specifies how the municipality intends to improve housing stock

The municipality must use at least 75% of the increment received to benefit affordable housing. The municipality must also use the remaining portion to improve housing. The municipality must email a copy of the municipal resolution to tif@wisconsin.gov. DOR will then authorize use of the tax increment from the TID's final year for affordable housing as described in the approved resolution.

2) Standard extension (secs. [66.1105\(7\)\(am\)1.](#), [2.](#), and [3.](#), Wis. Stats.)

A municipality may extend a TID's maximum life through a request to the JRB. If the municipality provides an independent audit showing the TID cannot repay project costs within the maximum life, the JRB must approve the extension. Without an independent audit, it is at the discretion of the JRB whether to grant the extension.

The length of the standard extension varies based on the TID type and creation date. Not all TID types are eligible for the standard extension. For details on extension eligibility by TID type, review the row titled "Standard extension allowed" in the [TID Criteria Matrix](#).

The municipality must email a copy of the JRB resolution to tif@wisconsin.gov. DOR will then approve the request and extend the TID's maximum life based on the TID type.

3) Technical college extension (sec. [66.1105\(7\)\(am\)4.](#), Wis. Stats.)

A municipality may extend a TID's maximum life by three years if [2013 Wisconsin Act 145](#) negatively affected the annual and total increment amounts. This act increased state aid to technical colleges and in some cases, decreased the tax levied and tax increment collected for the TID. This extension only applies to TIDs with a municipal resolution adopted by September 30, 2014. If the municipality provides an independent audit showing the TID cannot repay project costs within maximum life, the JRB must approve the extension. Without an independent audit, it is at the discretion of the JRB whether to grant the extension.

The municipality must email a copy of the JRB resolution to tif@wisconsin.gov. DOR will then approve the request and extend the TID's maximum life by three years.

Note: If a TID is eligible for both the standard and technical college extensions, the municipality can choose which type to request. The municipality may request both extensions at the same time or one at a time.

D. TID Maintenance

After a TID is created, municipal officials must maintain the TID in good standing with DOR and the overlying taxing jurisdictions that partnered to create the TID.

1. Annual filings with DOR

a. Administrative certification fee (sec. [66.1105\(6\)\(ae\)](#), Wis. Stats.)

Each municipality must pay a fee of \$150 for each active TID by April 15. During the first week of March, DOR sends each municipality a notification letter through [My Tax Account](#) (MTA) listing the active TIDs and the total amount due from the municipality. The fee must be paid through MTA. If the municipality does not pay the fee, DOR will not certify a value increment for that year.

Effective January 1, 2018, the Administrative certification fee deadline changed from May 15 to April 15 with [2017 Act 15](#).

b. Municipal Assessment Report (MAR) (sec. [66.1105\(6\)\(a\)](#), Wis. Stats.)

On the MAR, the assessor identifies the current assessed value for each TID in the municipality. Assessors must electronically file (e-file) the [MAR](#) using [My DOR Government Account](#) (MyDORGov) by the second Monday in June. If final data is not available, the assessor must submit a best estimate. If the assessor does not file the MAR timely, DOR will use the previous years' non-manufacturing certified TID equalized value. As a result, any value increase will not be reflected in the value increment and the municipality does not receive the associated tax increment funds.

c. Annual reports (sec. [66.1105\(6m\)\(c\)](#), Wis. Stats.)

The municipality must complete an annual report ([Form PE-300](#)) for each TID describing the expenditures and revenues. By July 1 each year, the municipality must e-file this report using [MyDORGov](#). DOR posts the reports the day after submission. See the DOR website to review the submitted [annual reports](#).

By law, DOR must charge a penalty for any report that is not filed within 60 days after the July 1 due date. The penalty is \$100 per TID per day, after the 60-day grace period.

By July 1 or when the report is available, the municipality must provide a copy to the overlying taxing jurisdictions and hold a Joint Review Board to review the report. (sec. [66.1105\(4m\)\(f\)](#), Wis. Stats.)

d. Tax Incremental Worksheet ([Form PC-202](#))

The municipality must complete this form by the third Monday in December to calculate the amount added to the levy including the tax increment. The municipality must e-file this report using [MyDORGov](#) before calculating the tax rates. DOR posts the [Tax Increment Worksheet](#) annually in July for the prior year.

2. Periodic TID audits (sec. [66.1105\(6m\)\(a\)](#) and [\(b\)](#), Wis. Stats.)

At least three Certified Public Accountant (CPA) audits are required for each TID. The CPA must determine if the TID financial transactions are legal and comply with the project plan and TIF law. The cost of performing these audits is an eligible TIF project cost. Including the cost as part of the original project plan is advisable. The municipality must save a copy of each audit in its TID records.

Each audit is due within 12 months of:

- When the first 30% of the project costs are spent
 - » This audit may occur at different times for different TIDs depending on when project costs occur (ex: for a TID with \$1 million in total project costs, conduct the audit after the year spending reaches \$300,000, regardless of how much was spent that year or the age of the TID.)
 - » Include the revenues and expenditures from the TID creation through the year of the audit
 - » If the municipality adds projects as part of an approved project plan amendment, it must repeat the audit when the TID reaches 30% of the amended project costs
- End of the expenditure period
 - » Address the revenues and expenditures from the TID creation through the year of the audit
 - » The TID account may be in debt at this point because the tax increment revenue collected is less than the total expenditures for the TID
 - » Terminate the TID if increment revenue is greater than or equal to the total project costs
- Termination
 - » Accounts for all revenue and expenditures during the entire life of the TID, including any excess increment returned to the overlying taxing jurisdictions
 - » Review [TIF Termination](#) for more information

3. TID records

Every municipality with a TID must retain all records related to the TID including:

- Creations – project plan, legal documents, value forms, boundary legal description and map, DOR certification letter, developer agreement, if applicable
- Territory amendments – project plan, legal documents, value forms, boundary legal description and map, DOR recertification letter, developer agreement, if applicable
- Redetermination amendments – project plan, legal documents, decrement form, DOR redetermination letter
- Project plan and/or allocation amendments – project plan, legal documents, DOR approval letter, developer agreement, if applicable
- Extensions – adopted resolution, meeting notice and minutes, DOR approval letter

Tax Incremental Financing (TIF) Manual

- Annual reports – copy of reports, JRB meeting notices and minutes
- Audit reports
- Terminations – adopted resolution, TID Final Accounting Submission Date Agreement ([Form PE-223](#)), TID Final Accounting Report ([Form PE-110](#))

E. TID Termination

Municipalities must terminate TIDs according to deadlines established by law. Review [TID Options Near Maximum Life](#), which explains choices for the municipality when a TID approaches its maximum life.

Follow these steps to terminate a TID:

1. Adopt a termination resolution

- A municipality must adopt a termination resolution when either of these occur:
 - » TID reached its maximum life
 - » TID received tax increment payments that equal the project costs
- A municipality may also choose to terminate the TID for some other reason

TID Maximum Life	
TID Type	Max Life
Any type created before October 1, 1995	27 years
Blight/Rehabilitation after October 1, 1995	27 years*
Industrial after October 1, 1995; before October 1, 2004	23 years*
Industrial or Mixed-use on or after October 1, 2004	20 years*
Environmental Remediation before November 29, 2017	23 years
Environmental Remediation on or after November 29, 2017	27 years*
Town TID created under sec. 60.85, Wis. Stats.	16 years
<i>*Maximum life may be extended. Review TID Extensions for details.</i>	

Review the [Municipal TIF Termination](#) web page for a sample termination resolution.

- If the municipality adopts the termination resolution and notifies DOR by April 15 of any year, the effective date of termination is the current year
- If the municipality adopts the resolution between April 16 and December 31, the effective date is the following year
- For more details on the termination effective date, review sec. [66.1105\(8\)\(b\)](#), Wis. Stats.
- Review [TID Termination Timeframes](#) table for additional information

2. Complete Form PE-223 and email documents to DOR (sec. [66.1105\(8\)\(a\)](#), Wis. Stats.)

Within 60 days of adopting the termination resolution or by April 15, whichever is sooner, the municipal clerk must email tif@wisconsin.gov:

- Copy of the termination resolution
- Completed Final Accounting Submission Date Agreement ([Form PE-223](#))

DOR recommends the municipality also notify its municipal assessor, county property lister, and overlying taxing jurisdictions.

3. Complete the TID Final Audit (sec. [66.1105\(6m\)\(b\)](#), Wis. Stats.)

Municipality must:

- Have a Certified Public Accountant (CPA) complete the final audit for all revenue and expenditures during the TID life
- Save a copy of the audit in its TID records and does not need to submit a copy to DOR

4. E-file the TID Final Accounting Report (PE-110) (sec. [66.1105\(8\)\(c\)](#), Wis. Stats.)

- Before the termination is final, the municipality must electronically file (e-file) the Final TID Accounting Report ([Form PE-110](#)) using [MyDORGov](#)
- TID Final Accounting Report ([Form PE-110](#)) is due to DOR based on the date agreed upon between the municipality and DOR on the Final Accounting Submission Date Agreement ([Form PE-223](#))
- TID Final Account Report ([Form PE-110](#)) includes total expenditures and revenue during the TID life based on the final audit

If a municipality does not e-file this report within the specified timeframe, it will delay the certification of future TIDs. For more details on termination reporting, review (sec. [66.1105\(8\)\(c\)](#), Wis. Stats.).

Final Accounting Report must show either:

- Increment revenue paid all project costs and the TID account has a surplus. The municipality must return the excess increments to the overlying taxing jurisdictions in proportion to the amounts that belong to each taxing jurisdiction.
- Increment revenue did not cover the project costs and the TID account has a deficit. The municipality is responsible for paying the remaining debt.

The final TID account balance must be zero either after the surplus is distributed or after the municipality pays the remaining debt.

III. Joint Review Board (JRB)

A. JRB Purpose

State law requires a JRB to oversee each Tax Incremental District (TID). State law defines its members and responsibilities. JRB members represent a taxing jurisdiction (municipality, county, school, technical college). It is the JRB's responsibility to approve or deny the creation or amendment of a TID. When the JRB approves a TID, it agrees the development needs Tax Incremental Financing (TIF) to proceed. The JRB jurisdictions agree to sacrifice some amount of tax revenue for years into the future expecting the tax base will ultimately increase.

B. JRB Members

The JRB consists of one representative from each taxation jurisdiction (school district, technical college, county, municipality), and one public member.

District representatives

- **School** – the school board president, or their designee with preference to the school district's finance director. If the TID is located in a union high school district, the school seat is shared by the union high school representative and school district representative; each having one-half vote.
- **Technical college** – the technical college district director, or their designee with preference to the district's chief financial officer
- **County** – the county executive or the county board chairperson, or this person's designee with preference to the county treasurer

- **City/village/town** – the mayor or city manager, the village board president, town board chairperson or their designee with preference to the person who administers the economic development programs, the municipal treasurer or another person with knowledge of local government finances
- **Public member** – a majority of the other members chooses the public member at the JRB's first meeting. State law has no requirements for the public member. A public member can be appointed as chairperson. For a multijurisdictional TID, each participating municipality may appoint one public member.

If more than one school, union high school, technical college or county district has the power to levy taxes on the property within the TID, the district with the greatest **value** chooses the representative to the JRB.

Examples:

- School District "A" serves 75% of the area in the TID, but only has 40% of the TID value. School District "B" serves 25% of the area in the TID but has 60% of the TID value. District "B" chooses the JRB member.
- In the case of a territory amendment, if adding property from one county to an existing TID in a different county, the county with the majority value chooses the JRB member. The calculation to determine majority value is the existing base value plus the additional parcels' current value.

C. JRB Procedures

1. Organize the JRB

- When creating a TID, the municipality must send the overlying taxing districts a letter with a copy of the public hearing notice (by first class mail before the notice is published) to request a representative serve on the JRB
- Within 14 days after the public hearing notice is published and before the public hearing, all JRB members must be appointed and the first organizational meeting held. At the organizational meeting, the members must select a public member and chairperson by majority vote. They may also review details of the TID proposal. **Note:** For any TID amendment, state law requires an initial JRB meeting before the public hearing
- Any JRB member may request additional JRB meetings or public hearings
- At all JRB meetings, one of the members must take minutes and record votes. The municipality must keep the minutes in the TID records.
- The municipality must publish a notice for any JRB meeting at least five days before the meeting, under state law (ch. [985](#) and sec. [66.1105\(4m\)\(e\)](#), Wis. Stats.). This does not apply to town TIDs created under sec. [60.85](#), Wis. Stats. or Environmental Remediation TIDs created under sec. [66.1106](#), Wis. Stats.

2. Approve or deny the resolution

- After receiving the municipal resolution, the JRB must meet again to vote on the resolution:
 - » **Within 45 days** – City/Village TIDs created under sec. [66.1105](#), Wis. Stats.
 - » **Between 10 days and 45 days** – Town TIDs created under sec. [60.85](#), Wis. Stats. or Environmental Remediation TIDs created under sec. [66.1106](#), Wis. Stats.
- The JRB adopts its own resolution to document its decision based on the three criteria required in state law

3. Respond to municipality

- JRB must respond to municipal officials within seven days of its decision
- If the JRB rejects a resolution, the JRB must explain in writing why the proposal did not meet the decision criteria

D. JRB Document Review

The municipality must provide the JRB with specific information under state law (secs. [66.1105\(4\)\(i\)](#) and [60.85\(3\)\(k\)](#), Wis. Stats.). JRB members may request missing or additional information.

1. Required information the municipality must provide

- Specific projects and costs, including the amounts expected to be paid by tax increments and the estimated tax increments over the life of the TID
- Value increment after project costs are paid and the TID terminates
- Reasons why the property owners benefitting from the improvements within the TID should not pay the project costs
- Share of the projected tax increments estimated to be paid by the property owners in each of the overlying taxing jurisdictions
- Benefits the taxpayers will receive to compensate for their share of the projected tax increments

2. Additional information the JRB must review (sec. [66.1105\(4m\)\(b\)1.](#), Wis. Stats.)

- **Public records** – copies of the public hearing minutes and notices
- **Planning documents** – copies of the project plan and signed development agreement, if applicable
- **Resolutions** – copies of the Planning Commission and municipal resolutions

3. Additional information the JRB may request

- **Economic feasibility study** – detailing the projected tax increments and estimates of increased property values
- **For multijurisdictional TIDs** – copy of the signed intergovernmental agreement created under state law (sec. [66.0301](#), Wis. Stats.). The agreement must provide the specific information listed in sec. [66.1105\(18\)\(b\)](#), Wis. Stats.

E. JRB Decision Criteria

The JRB must make a decision based on the documents and information provided by the municipality and three criteria found in state law (secs. [66.1105\(4m\)\(c\)](#), [66.1106\(3\)\(c\)](#), and [60.85\(4\)\(c\)](#), Wis. Stats.). The JRB must determine whether the:

1. Development expected in the TID would occur without the use of TIF ("but for" requirement)
2. Economic benefits of the TID, as measured by increased employment, business and personal income and property value, are sufficient to compensate for the cost of the improvements
3. Benefits of the proposal outweigh the anticipated tax increments to be paid by the property owners in the overlying taxing jurisdictions

Each criterion is important to ensure the TIF project is beneficial for all taxpayers in the overlying taxing jurisdictions. Many consider the first criterion, the "but for" requirement, the most important. "But for" gets its name from the phrase, "This development would not happen but for the financial support of TIF." This means the project is not economically viable without the use of TIF to pay for the infrastructure improvements. Review [But for Requirement](#) for more information.

Questions to consider

1. Would the expected development occur without ("but for") the use of TIF? Would the development occur if the project was scaled back or the timeframe pushed out? Did similar projects proceed without the use of TIF?
2. Will the development's economic benefits measured by increased employment, business and personal income and property value, compensate for the cost of the improvements?
3. Do the benefits outweigh the taxes residents of overlying districts are expected to pay?
4. How does the planned development fit into the overall economic picture in the district? How does the development fit with other development in the district? Will the potential businesses benefit the district in the long term? How many and what type of jobs will this development create?

5. How does the TID benefit taxpayers in my district? Is the total expenditure for eligible project costs feasible?
6. Is there a better use for the development site, the tax revenue and the limited TIF capacity?
7. What is the general opinion of my district's residents on this TID?
8. How will the planned development affect the demand for services in my district? Consider items such as: increased population, traffic impact, fire and police protection, emergency medical services, water, sewer, administrative services, increased student population, demand for training or housing.
9. Is the developer receiving a subsidy, such as a cash grant, incentive or forgivable loan? If so, how was the need and benefit analyzed? Is there a written developer's agreement? Was the public informed of the developer's subsidy in the published hearing notice?
10. What guarantees are in place to ensure the development will occur as anticipated and the property value will increase as expected?

F. DOR Review Procedure

Under state law (sec. [66.1105\(4m\)\(b\)4](#), Wis. Stats.), the JRB may request DOR review the facts contained in the documents listed in [Additional information the JRB must review](#).

1. To request a DOR review

- Majority of the JRB members must support the request
- JRB must submit a written request to DOR and must specify which fact or item the members believe is inaccurate or incomplete
- Review [JRB Request for DOR Review](#) for more information

2. DOR review

- Within 10 working days of receiving a request for review that complies with the filing requirements, DOR will investigate the issues raised and send a written response to the JRB
- If DOR determines the information does not comply with state law or contains a factual inaccuracy, the JRB may request (but may not require) that the municipality correct and resubmit the proposal for review
 - » **If the municipality resubmits the proposal** – the JRB must vote to approve or reject based on the criteria in state law. The JRB must submit its decision to the municipality within 10 working days after receiving the resubmitted proposal.
 - » **If the municipality does not resubmit the proposal** – the TID is not certified
- If DOR does not identify any factual inaccuracies, the JRB must vote to approve or reject as otherwise specified in state law. The JRB must submit its decision to the municipality within 10 working days of receiving DOR's written response.

G. After the JRB approves a TID

- Municipality sends DOR a request to certify the TID and includes all the required documents. If DOR determines procedures were followed, DOR will email the municipality a certification letter.
- While the TID is active, the JRB must meet yearly to review the annual performance and status of the TID based on the annual report (secs. [60.85\(4\)\(d\)](#), [66.1105\(4m\)\(f\)](#) and [66.1106\(3\)\(e\)](#), Wis. Stats.)

IV. Wisconsin Department of Revenue Responsibilities

A. Statutory Responsibilities

The Wisconsin Department of Revenue (DOR) has multiple responsibilities assigned by state law in administering Tax Incremental Districts (TIDs). These duties, include:

1. Determine property values

Establishing the equalized value of property throughout the state is one of DOR's primary responsibilities. Equalized value is an estimate of the total value subject to property tax in a district. DOR calculates the equalized value independently of the value estimate by the local assessor. DOR uses equalized values to calculate a TID's base value when it is created and to adjust the base value due to a territory addition or subtraction. For more details on determining a Tax Incremental Base, review sec. [66.1105\(2\)\(j\)](#), Wis. Stats.

When certifying a new TID, state law requires DOR to use the most recent equalized values as of the creation year. Based on the documents provided by the municipality, DOR determines the total equalized value of the taxable property in the TID. This valuation sets the district's tax incremental base. DOR provides the municipal clerk the certification letter with the base value. For more details on TID base certification, review sec. [66.1105\(5\)\(b\)](#), Wis. Stats.

For a territory amendment, DOR revises the base value according to the value of the territory added or subtracted. When adding territory, DOR uses the equalized values as of the amendment year. When subtracting territory, DOR uses the equalized values from the year the property was added to the TID.

DOR also uses equalized values to establish the TID's current value and increment value in each subsequent year. For more information on establishing a value increment, review sec. [66.1105\(2\)\(m\)](#), Wis. Stats.

State law limits municipalities' use of TIF based on the equalized value. The equalized value of taxable property of the new or amended district, plus the value increment of all existing districts cannot exceed 12% of the total equalized value of taxable property in the municipality. This is called the "12% value limit." DOR posts the [TIF Value Limitation Report](#) yearly showing the existing limit calculation for each municipality based on existing TID's value increment and municipal equalized value. Before adopting a resolution to create or add to a district, the local legislative body must calculate the limit percentage using the new or amended TID's value plus the most recently reported equalized value increment and municipal value.

For more details on the 12% value limit, review sec. [66.1105\(4\)\(gm\)4.c.](#), Wis. Stats.

Note: Town TIDs created under sec. 60.85, Wis. Stats., have a 5% or 7% limit. For details, review the [TIF Value Limitation Report](#) or [Value Limit](#) common questions.

2. Approve TID actions

DOR reviews all TID creation and amendment documents to confirm the municipality followed procedures described in state law. This includes publishing notices, holding a public hearing, designating boundaries and adopting municipal and Joint Review Board (JRB) resolutions. DOR may not certify the base value of a new or amended TID if a municipality does not email DOR all required documents by the deadline. Also, DOR cannot certify the base until it confirms the municipality is within the 12% value limit. Review the [TID Checklist](#) and sec. [66.1105\(4\)](#), Wis. Stats. for more information. **Note:** DOR does not review the facts supporting any project plan adopted.

3. Collect fees and penalties

DOR collects a \$1,000 fee from municipalities for each resolution adopted to create or amend a TID's boundaries. For a territory amendment that both adds and subtracts property, DOR collects a \$2,000 fee. For a base redetermination amendment DOR collects a \$1,000 fee. For more information on TID fees, review sec. [66.1105\(5\)\(a\)](#), Wis. Stats.

Tax Incremental Financing (TIF) Manual

State law requires DOR to penalize a municipality \$100 per day for each TID Annual Report not filed within 60 days of July 1. For more information on the TID Annual Report penalty, review secs. [60.85\(8\)\(c\)](#), [66.1105\(6m\)\(c\)](#), and [66.1106\(10\)](#), Wis. Stats.

4. Calculate tax increment

After the TID number is added to the property on the tax roll, DOR authorizes the allocation of tax increments each year. By April 15 each year, the municipal clerk must pay the administrative certification fee (\$150 per TID). When the municipality pays this fee, the TID is considered active and DOR calculates the increment for that year. Review sec. [66.1105\(6\)\(ae\)](#), Wis. Stats. for more information on the annual fee. For DOR to calculate the increment, the assessor must also e-file the Municipal Assessment Report ([MAR](#)) before the second Monday in June.

5. Track notification from municipality

TIF law requires the municipality notify DOR about TID amendments and terminations within 60 days of adopting the municipal resolution. The municipality should also notify DOR within 60 days of adopting a creation resolution.

For more information on:

- Amendment notification – review (sec. [66.1105\(5\)\(cm\)](#), Wis. Stats.), and [TID Amendments](#) for the amendment process
- Termination notification – review (sec. [66.1105\(8\)\(a\)](#), Wis. Stats.), [TID Termination](#) and [TIF Termination](#) web page for the termination process. Municipality must notify DOR within 60 days or by April 15, whichever is sooner.

6. Review requests for substantial compliance

DOR determines, on case-by-case basis, whether a municipality met substantial compliance when creating or amending a TID. Review [Substantial Compliance](#) for more information.

7. Review requests by the JRB

DOR may review specific documents or facts if requested by the JRB. Review [JRB Request for DOR Review](#) for more information.

8. Generate reports

Each year DOR must provide the equalized value of property in the TID to the officials for the overlying taxing jurisdictions. DOR posts this notice annually (approximately October 1) on the [TID Certification Report](#) web page. DOR also generates other reports to share TID information, including:

- [TID Statement of Changes](#)
- [Apportionment of County Levy](#)
- [Tax Incremental Worksheet](#)
- [TID Annual Report](#)
- [Reports](#) – select category "Tax Incremental Financing" for active TIDs, created TIDs, distressed TIDs, environmental remediation TIDs, terminated TIDs, and territory amended TIDs

9. Create TIF Manual and forms

Under state law, DOR creates and updates a TIF Manual to explain the TIF rules and processes. TIF staff revises documents and forms as new legislation is enacted. For more information on the TIF Manual, review sec. [73.03\(57\)](#), Wis. Stats.

10. Provide training and education

In addition to providing formal documents and publications, TIF staff is available to answer any questions; email questions to tif@wisconsin.gov. Also, use this email address to attach TID documents for new creations and amendments. TIF staff also provides information at workshops and conferences. Consultants and professional associations may also offer training workshops for TIF users.

DOR uses email to communicate TIF updates, announce updated reports and resources, and provide reminders on upcoming deadlines. Subscription to the TID/TIF email list is free and voluntary. [Sign up](#) on DOR's website by selecting the TID/TIF list and entering your email address. The addresses are only used by DOR to send these emails. Users may unsubscribe at any time by following the instructions in each message.

B. JRB Request for DOR Review

Before the JRB approves a TID creation or amendment, a majority of the JRB members can request that DOR review details in documents the JRB received from the local legislative body (city council, village board or town board). There are limited items subject to this review, and a strict timeline for making decisions. DOR's review can provide the JRB with an objective assessment of the facts and documents presented by municipal officials.

Note: DOR only reviews objective facts in hearing documents or resolutions for inconsistencies or factual inaccuracies. DOR does not review economic assumptions, eligible project costs, non-project costs, forecasts, projections, development estimates or other non-factual items.

Review steps and timeline

After the local legislative body adopts the TID creation or amendment resolution, it forwards the resolution to the JRB for consideration. Once received, the JRB must approve or deny the resolution within 45 days. During its deliberations, a majority of members may request a formal DOR review under state law (sec. [66.1105\(4m\)\(b\)4](#), Wis. Stats.).

1. JRB request – to begin the review process, the JRB must submit a formal request to DOR before the deadline for JRB action (45 days after receipt of resolution). The request must be in writing and include the following:

- Municipality's name and TID number
- List of JRB members, meeting date, and a record of the vote requesting DOR review (majority of the members must support the request)
- Copy of the documents subject to the review
- Specifics for DOR to review:
 - » Items for completeness
 - » Facts for accuracy

Because of the tight deadlines imposed by law, the JRB must provide all documentation with the request that impacts the proposal. This ensures DOR has all documents to complete the review. The submission should include any information that provides insight into the accuracy of the reviewed document.

2. DOR review – within 10 working days after receiving the request, DOR will investigate the issues raised and send the JRB a written response

- **If DOR does not identify any inaccuracies during the review** – DOR will send its response to the JRB. The JRB then has 10 days to submit its decision (approving or denying the TID) to the local legislative body. The JRB must approve or deny based on the same criteria as if no review was requested. See [JRB Decision Criteria](#).
- **If DOR finds a factual inaccuracy or the proposal does not comply with the statutes** – DOR will respond to the local legislative body, not to the JRB. DOR's letter will describe the inaccuracy and direct the municipality on how to correct the error. The JRB may request, but not require, the municipality to correct the errors and resubmit the proposal.
 - » **If the legislative body decides to resubmit the proposal**
 - It must do so within 10 days of receiving DOR's letter
 - JRB must then act to approve or deny the TID resolution within 10 days of receiving the resubmitted proposal

- » **If the legislative body decides not to resubmit the proposal**
 - DOR will not certify the new TID. Any costs already incurred in the TID creation, become the responsibility of the municipality.
 - DOR will not approve a TID amendment and the municipality cannot proceed with any action based on the amendment

C. Substantial Compliance

DOR follows specific requirements in TIF law to approve or deny TID creations or amendments. If a municipality meets the essential statutory requirements for creating or amending a TID, but missed a certain requirement, then the municipality may use the substantial compliance process.

If the municipality did not meet a requirement, it must send a letter to DOR requesting a finding of substantial compliance. For DOR to approve the request of substantial compliance, the municipality must show the missed requirement does not affect the fairness of the process or the public's ability to participate in the process. Once received, DOR reviews the request and decides whether substantial compliance is met. If it is, DOR sends an approval letter and the municipality may create or amend the TID as if the law had been followed. For more information on substantial compliance, review sec. [66.1105\(15\)](#), Wis. Stats.

1. Municipality can request a finding of substantial compliance for:

- **Public hearing notices including failure to:**
 - » Publish the required notices timely or correctly
 - » Include required wording on cash grants or that the project plan is available upon request
- **Failure to:**
 - » Notify the overlying taxing jurisdictions timely or correctly
 - » Notify property owners of a blight or rehabilitation/conservation TID timely or correctly
 - » Include all necessary information in the project plan
 - » Wait 14 days after the public hearing to adopt the municipal creation resolution
 - » Provide DOR all required documents

2. Municipality cannot request a finding of substantial compliance for:

- Planning Commission, Municipality or Joint Review Board fails to approve the resolution
- Required TID documents are not submitted to DOR timely, by:
 - » October 31 – creation, territory amendments, or base value redeterminations
 - » December 31 – project or allocation amendments; Town TID creations (sec. 60.85, Wis. Stats.)

3. Head of government must submit a formal letter to DOR

Request must include:

- Details of the error, including the specific section of the law not followed
- Explanation of why the error occurred and how the interests of the public were not affected
- Request for a finding of substantial compliance
- Description of actions taken to ensure the error does not reoccur

If DOR determines the municipality complied with the law in a way that does not significantly affect the fairness of the TID process, then DOR approves the request. The TID approval proceeds as usual. DOR administers a new or amended TID certified under the substantial compliance provision in the same way it administers other new or amended TIDs.

If DOR determines the error did substantially affect the public, DOR must deny the request. The TID creation or amendment cannot proceed.

V. Considerations for the Municipality

A. "But For" Requirement

TIF benefits municipalities by encouraging development that would not occur without TIF assistance. This standard is called the "but for" requirement. The name comes from the assertion, "The development would not occur but for the use of TIF." In other words, the proposed development would not happen without financial support from TIF. For example, a development may not occur in a certain area because there are not enough streets, sidewalks, sewer lines or other types of physical infrastructure. After using TIF to build these improvements, the development becomes cost effective and proceeds.

1. Meeting the "but for" requirement

It is important all local officials understand and can justify the "but for" requirement. When the Planning Commission and local legislative body review new developments requesting TIF, they should consider how the development could help their municipality and the effect on projected profits for the developer. Review [Questions to consider](#) for more information.

The JRB must consider the "but for" requirement before approving a TID creation or amendment. According to TIF law, the JRB must base its approval on three criteria listed in state law (sec. [66.1105 \(4m\)\(c\)](#), Wis. Stats.), whether the:

- a. Development expected in the TID would occur without the use of TIF
- b. Economic benefits of the TID, as measured by increased employment, business and personal income and property value, are sufficient to compensate for the cost of the improvements
- c. Benefits outweigh the anticipated tax increments to be paid by the owners of the property in the overlying taxing districts

The second and third criteria work with the "but for" requirement. Meeting these criteria demonstrate that using TIF is justified. JRB members should ask relevant questions and request documentation to confirm claims related to the "but for" requirement. They can hold additional public hearings if needed.

Before JRB members agree to the "but for" criterion, they must have convincing evidence showing TIF is necessary to make the development possible. The members sacrifice some tax revenue for the taxing jurisdiction they represent many years into the future. If TIF is not needed before a development proceeds, the JRB members should not agree to the "but for" criterion.

2. What "but for" means

When considering a new development project, there is often considerable risk for the developer. As a reward for taking the risk, the developer must make a certain profit. Even if the developer expects a profit, it may not be large enough to compensate for the risk; therefore, the project may not be worthwhile.

TIF can alter the profit picture by shifting some of the development costs from the developer to the taxpayer. For example, a site may require environmental cleanup, which can be costly. If a municipality cleans up the site and pays for it with TIF, the developer does not take on this cost.

Why would a municipality take on expenses and risks to increase the profits of a private developer? The concept of TIF is that there are some projects the municipality finds desirable but are not profitable enough for private developers. By accepting increased risk and paying for physical improvements in the short-run, the municipality benefits from an increased tax base after the TID terminates. The municipality must evaluate the short-term risks and the long-term benefits to determine whether a TIF project is worthwhile. The JRB must also agree the long-term benefit is worth the short-term cost.

Examples and why the "but for" requirement is important

1. A developer would like to build a strip mall on vacant land near a freeway interchange. The developer requests TIF assistance to pay for roads and sewer line connections. The municipality decides not to use TIF, but the developer builds the mall anyway. The developer pays for the roads and sewer lines in addition to the cost of constructing the building. The property value increases due to the site improvements. This results in increased tax revenue for the taxing jurisdictions without using TIF.
2. The same scenario but after the municipality decides against using TIF, the developer decides not to proceed with the project; the property is not developed and remains vacant. The municipality continues to collect the small tax revenue from the vacant land.
3. The same scenario but this time the municipal government negotiates with the developer. After the developer shows how public funding of some infrastructure will make the project feasible, the municipality approves TIF. The vacant land value establishes the TID's base value. Later improvements (ex: construction of the mall) increase the value and create the value increment. The tax revenue on the value increment funds the roads and sewer lines.

In the first example, the municipality's tax base grows due to private investment. Growth usually occurs this way. Due to the growth, the tax levy is distributed over more property value. In the second example, the development does not happen because the project is not profitable. The tax base does not grow and the tax levy stays the same. In the third example, the development happens using TIF. Taxes pay for some infrastructure improvements. In the end, the tax base grows, but at the cost of higher tax levies during the TID life.

If a proposed development would occur without TIF, the municipality should not use TIF because it will cost taxpayers more than it should for the resulting growth. However, if the municipality uses TIF to encourage a development that would not otherwise happen, the tax base can be increased. A larger tax base may reduce tax bills. The "but for" requirement is critical to this distinction. The "but for" finding means the JRB believes the development will not occur without some public assistance. The JRB is approving the use of property tax money, which would otherwise fund each taxing district, to generate growth. By encouraging growth, TIF can be a useful tool to increase the tax base.

B. Risk Factors

TIF is one of the most powerful tools available to local governments for encouraging development. Using tax revenues to finance certain site improvements encourages growth by attracting development; however, using TIF has risks, which include:

1. Over-investment

One common TIF use is infrastructure improvements (ex: sewer lines, roads, curbs and gutters) to make a site more attractive. When a municipality enhances a site with physical improvements, there may be fewer costs to locate a business there. Municipalities make these investments because the private development should expand its tax base. With TIF, this growth pays for the infrastructure investments that encouraged it.

Municipalities can invest significant amounts of money in infrastructure improvements, hoping growth will follow. But if no private development occurs, there may be no tax increment revenue to pay for those improvements. Without increment revenue, the municipality must use general tax revenue to finance improvements. Paying for these costs without a larger tax base may result in higher taxes.

Another risk of over-investing occurs when the site improvements prevent some types of development. For example, roads, sewer lines, sidewalks and curbs installed in a TID allow almost any use of available land (ex: commercial, residential, industrial). But new buildings may limit the potential uses. In this case, the improvements meant to attract development could prevent it.

Municipalities can avoid over-investing by planning improvements in stages based on the TID's location or the investment amount. When using this approach, the municipality improves one area and development occurs before moving to the next phase. Part of the TID grows before the municipality completes all improvements. Each phase's development generates tax increment to pay for the next phase of improvements. The phased approach encourages a steady growth and prevents the municipality from spending too much money before knowing if development will occur.

Important

Municipalities can amend TID project plans unlimited times during the TID's expenditure period and can change TID boundaries up to four times. These amendments allow for flexibility in planning, which can reduce development risks. Review [TID Amendments](#) for more information on the amendment process.

2. Under-investment

The opposite of over-investing is not improving the site enough to attract development. If a site does not have any improvements, businesses may not find it attractive to locate there. If a municipality is too cautious using TIF to finance improvements, the expected development may not occur.

A coordinated approach may reduce this risk. Rather than waiting for development to occur after site improvements, coordinating investments with development ensures the growth and investment happen together. Good planning and a phased approach to development can help make a TID successful.

3. Dislocation

Municipalities might create TIDs to encourage the growth in a new retail or commercial district. These TIDs can use large sections of vacant land near the edge of town or highway intersections. This may be a good way to add to the non-residential tax base.

However, a municipality must consider how a new commercial development will affect existing businesses. For example, a new strip mall along a major highway may increase tax revenue and take advantage of a prime location. But the new development could reduce retail business in a downtown or main street corridor. If using TIF damages existing businesses, their property value decrease may offset the property value increases in the TID. As a result, the municipality may show no net growth.

A municipality must also consider the impact of its new development on neighboring communities. Individual municipalities create their own TIDs, but their decisions may affect surrounding communities. Municipalities should work together to increase growth and development. JRB representatives should share concerns on how using TIF may impact their jurisdiction (county, school or technical college).

4. Excess growth

State law limits how much property municipalities can have in TIDs at one time. This restriction is the "12% value limit." The total value increment for all existing TIDs divided by the total equalized value of the municipality cannot exceed 12%. When a municipality reaches this limit, it cannot create any new TIDs and cannot add property to any existing TIDs.

A well-planned TID may create significant new growth. If this growth results in significant increment revenue, it allows many projects or makes costly projects possible. The risk for a successful TID is having so much growth in the TID that the municipality exceeds the 12% limit. A fast growing TID in a small community could contain over 12% of the municipality's value after a few years.

Example: Village of Beta has a total equalized value of \$1,000,000. To encourage growth, it creates an industrial TID made up of vacant land. As growth begins, the property value increases. When the TID's value increment exceeds \$120,000, the Village will pass the 12% limit.

Once the municipality reaches the limit, it cannot create any new TIDs until it terminates a TID or subtracts some property to reduce the value increment.

To avoid this risk, a municipality may plan a smaller TID, resulting in smaller value increment. The municipality can also create TIDs likely to generate development outside the TID. That way property values grow both inside and outside the TID, maintaining stable TIF capacity. The municipality can also remove some land from a TID to reduce the municipality's TIF usage. Using other incentives to encourage growth outside of TIDs can also help avoid this risk.

5. Impacts of growth

Using TIF to attract development can increase growth. In Wisconsin, communities create "comprehensive plans" with descriptions of growth expectations. Municipalities must plan TIF development carefully to ensure it fits the community's overall plan. For example, a municipality designates an area for residential development; however, an industry wants to use TIF to expand in that area. Expanding industrial use may make the area less attractive for residential development. Municipalities should anticipate these effects when creating TIDs.

Municipalities must also consider the increased demand on services (ex: emergency responders, police and fire protection, traffic, trash, water, schools and housing). The comprehensive plan should address these development impacts. For example, if the TID includes residential development, the municipality must also address the increased demands on public schools as more families move into the district. Jobs are also an important factor to consider. New residents will not move to a new residential development without jobs in the area. Therefore, municipalities must consider the growth within the TID and outside the TID as a whole.

6. Political risks

The municipality's elected officials are responsible for creating TIDs. The public may hold them accountable for any unfavorable outcomes. Planning the TID with public input in mind is important. TIF law requires one public hearing, but with a controversial proposal, additional hearings may be worthwhile. The Planning Commission, local legislative body, or JRB can hold additional hearings. These hearings provide more opportunities for public input and for those opposed to make their case. Elected officials decide what action to take, but hearing from their constituents may help them make a better decision.

7. Development risks

A TID's success depends on the amount of growth and private development. When the expected growth does not occur, the municipality must pay for the improvements with general-purpose tax revenue. This may result in a higher tax levy.

Municipalities can use development agreements to reduce risk. These agreements establish the municipality's and developer's expectations for the development itself and the timeframe. Some development agreements include a "look back" clause requiring periodic review of the developer's progress compared to specific project requirements. These clauses may require assessment of the development generated compared to TIF costs spent. Other provisions can:

- Limit the profit a developer makes on the subsidized development (with surplus profits going to the municipality)
- Require specific property uses within the TID
- Require a minimum property value
- Require the developer pay some project costs if the development does not proceed as expected

If both parties agree to the development terms in advance, it decreases the chance of a conflict later.

C. Intergovernmental Agreements

1. Boundary agreements

Growth near municipal borders can strain relations between municipalities because development affects surrounding areas. Issues including, cost of servicing the new growth, increased pollution or traffic, effects on the housing market and on public schools, and other complicated matters can create problems.

Two or more neighboring municipalities can use boundary agreements to manage their growth. By partnering to address issues, local officials may be able to prevent problems. In the agreement, they can explore solutions, such as collaborative services (where one municipality provides services to another at a negotiated price), tax sharing, annexation agreements, border freezes, and cooperative development.

Each solution is unique to the issue facing the specific municipalities. Municipalities interested in using boundary agreements can consult the [Wisconsin Department of Administration](#) or the [University of Wisconsin Cooperative Extension](#).

There are two types of TIDs that require special agreements:

- Cooperative TIDs – require municipal officials to sign a boundary agreement
- Multijurisdictional TIDs – allow two or more cities to enter into an intergovernmental cooperation agreement under state law (sec. [66.0301](#), Wis. Stats.), to create a TID

2. Cooperative TIDs (sec. [66.1105\(16\)](#), Wis. Stats.)

Cooperative TIDs are for towns with development needs more like those of a city. A Cooperative TID allows a town that signs a boundary agreement with a neighboring city or village to exercise City/Village TIF powers following sec. [66.1105](#), Wis. Stats. This means the town can create additional TID types not usually available to towns, including industrial, mixed-use, rehabilitation/conservation, blight and environmental remediation.

Note: Only a town that shares a border with a city or village can sign a boundary agreement and then create a cooperative TID.

In addition to other requirements, a Cooperative TID also requires the:

- Town to enter into an agreement with a city/village, under sec. [66.0307](#), Wis. Stats.
 - » The city/village must agree to annex all or part of the town in the future, including the TID
- City/village that is annexing the town to adopt a resolution approving the creation of the Cooperative TID
- Cooperative TID to be completely within the territory that will be annexed by the city or village

The same rules and timelines required to create a TID under sec. [66.1105](#), Wis. Stats., apply to a Cooperative TID. Cooperative TIDs have the same lifetime, expenditure period, reporting and audit requirements as other TIDs created in a city/village under sec. [66.1105](#), Wis. Stats. Review [TID Details](#) for more information.

After the city/village annexes the land in a Cooperative TID, the city/village must administer the TID according to the requirements in sec. [66.1105](#), Wis. Stats.

The TID also has these conditions (sec. [66.1105\(6\)](#), Wis. Stats.):

- Creation date is the date the town adopted the resolution creating the TID
- Project plan is the plan approved by the town when the TID was created

3. Multijurisdictional TIDs (sec. [66.1105\(18\)](#), Wis. Stats.)

Some cities would be better able to meet development needs if they could collaborate with other cities. A Multijurisdictional TID allows two or more cities that enter into an intergovernmental cooperative agreement to create a joint TID. The TIDs created under this section are the only ones that can be created in more than one municipality.

The same rules/timelines for a TID created under sec. 66.1105, Wis. Stats., apply to a Multijurisdictional TID.

Multijurisdictional TID must also follow these requirements:

- Two or more cities must enter into an intergovernmental cooperation agreement under sec. [66.0301](#), Wis. Stats. Each city participating in the agreement must border at least one parcel in one of the other cities.
- TID's borders must contain territory in all the cities that are part of the agreement
- District's area must be contiguous
- Each municipality's appointed public member on the Joint Review Board (JRB) must approve the TID (sec. [66.1105\(4m\)\(b\)2](#), Wis. Stats.)

a. Intergovernmental cooperation agreement must contain:

1. Description of how the participating cities will meet the requirements of sec. [66.1105](#), Wis. Stats., and exercise the authorized powers
2. Description of how decisions will be made related to incurring debt, spending funds for project costs, and distributing positive tax increments allocated by the Wisconsin Department of Revenue (DOR)
3. Description of which city will be authorized by the other participating cities to act on behalf of the other cities on some or all matters relating to the district
4. Binding dispute resolution procedure the cities will use to resolve any disputes, including provisions allowing the cities to dissolve the district
5. Description of the proposed membership for the JRB
6. Description of the responsibilities for each city's Planning Commission, the membership and authority of the TID's Planning Commission, and the operating procedures of the TID's Planning Commission
7. Description of the responsibilities for each city's clerk, treasurer, assessor, and any other official carrying out the TIF law requirements, and which clerk, treasurer, assessor, or official will be responsible for each task specified in the law
8. Agreement on which city will be the lead city responsible for completing any documents or tasks
9. Agreement that the lead city will submit all the TID's documents at one time
10. Statement that the entire TID will terminate at one time (as a single entity) and that the lead city will submit all necessary termination notices and reports to DOR
11. Detailed description of the procedures participating cities will follow to determine:
 - a. When the TID's life may be extended
 - b. How the project plan or boundaries can be amended
 - c. How any annexation costs incurred will be shared

b. Limitations – Multijurisdictional TID may not:

- Become a donor district or receive tax increments from a donor district
- Incur project costs for any area outside the TID's boundaries
- Cause any participating municipality to exceed the 12% value limit. The 12% limit applies to all cities that are part of a Multijurisdictional TID. The total base value of the Multijurisdictional TID plus the existing value increment for TIDs in an individual municipality divided by that municipality's equalized value equals the value limit percent.
 - » Exception – when an individual municipality exceeds the 12% limit, if the governing bodies of all overlying taxation districts for that municipality each adopt a resolution approving the TID's creation even though that city exceeds the 12% limit, the TID may be created under sec. [66.1105\(18\)\(c\)3](#), Wis. Stats.

Multijurisdictional TIDs have the same lifetime, expenditure period, reporting, and audit requirements as TIDs created under sec. 66.1105, Wis. Stats. Review [TID Details](#) for more information.

4. Comprehensive plan

Long-term growth in a community is often facilitated by creating a comprehensive plan. Growing communities should consider the need for a comprehensive plan to help direct growth. A county, municipality or regional planning commission can create a plan for the area. State law outlines the necessary parts of a comprehensive plan in sec. [66.1001\(2\)](#), Wis. Stats. These include housing, transportation, economic development and intergovernmental cooperation.

D. Effects on Overlying Taxing Jurisdictions

Although cities, villages and towns create TIDs, other overlying taxing jurisdictions participate in financing a TID. Counties, school districts, technical college districts, metropolitan sewer/town sanitary districts and lake protection/rehabilitation districts all provide TIF through their property taxes. Officials in these districts should understand how the use of TIF in their districts affect tax collections. Review [How TIF Works](#) for more information.

1. Effects on all overlying taxing jurisdictions

- Creating a TID may result in larger levies in the short term due to the tax increment
- The TID's property value increase is removed from the equalized value of the district for tax apportionment purposes
 - » As a result, the tax rate for all residents of the district is the same
 - » This also contributes to replacing the revenue that would have been generated by that portion of the property value
- The TID's value increment is used to calculate the tax increment and pay for TID improvements
- The tax levy may be reduced over the long term if the TID creates development that would not have happened without using TIF
- When the TID closes, the larger tax base may reduce taxes on residents of the overlying taxing jurisdictions

2. District specific information

- A large part of tax increment revenue comes from the school levy. In most areas, the school levy represents the largest portion of the property tax bill.
- School districts, technical colleges and county governments receive property taxes and state aid
- Special taxing jurisdictions created for certain purposes, such as lake protection and rehabilitation, sewer management, and sanitary services do not receive state aid and depend entirely on their taxable property to generate revenue

Note: Although the municipality creating a TID must notify any affected special districts, these special districts do not have a representative on the Joint Review Board.

VI. Tax Incremental Financing (TIF) Glossary

A. TIF vs. TID

It is important to understand the difference between these two terms:

TIF – Tax Incremental Financing; an economic development technique available for municipalities to expand its property tax base, where the development would not occur without public assistance

TID – Tax Increment District; the contiguous geographical area within a municipality identified for development using Tax Incremental Financing. A TID consists of whole units of property assessed for general property tax purposes not including railroad tracks, rivers or highways, or wetlands (sec. [23.32](#), Wis. Stats.).

B. Other Terms and Concepts

Affidavit – sworn statement made in writing. Municipalities must provide DOR an affidavit from the official newspaper confirming the publication dates for any public hearing or JRB meeting notice.

Affordable housing – housing that costs a household no more than 30% of the household's gross income. A municipality may extend the life of a TID which has paid project costs up to one year if it uses 75% of the final increment on affordable housing.

Amendment – general category for types of changes to a TID. All amendments must be submitted to the Wisconsin Department of Revenue (DOR) for approval. Review [TID Amendments](#) for details.

- **Allocation** – transferring an identified amount of increment funds from one TID (donor TID) to help pay the costs of another TID (recipient TID)
- **Project plan** – a change to the TID project plan. The change may add projects, modify eligible costs, change financial plans, add cash grants, or half-mile radius option.
- **Territory** – a change to the area or boundary of a TID. Territory may be added or subtracted up to four times during the life of a TID. The TID boundaries must remain contiguous.
- **Base value redetermination** – a reduction of the TID's base value. To qualify, the TID's equalized value must be at least 10% below the current base value of the TID for two consecutive years.

Annexation – the transition of land from the control of one entity to another. In relation to TIF law, this usually refers to town territory annexed by a city or village. After January 1, 2004, annexed land cannot be included in a new TID or added to an existing TID, unless one of the following applies:

- At least three years since the annexation occurred
- City/village has a cooperative boundary agreement with the town
- City/village pledges to pay the town an amount equal to the property taxes levied on the annexed territory for each of the next five years

Base value – the total value, as equalized by DOR, of the real and personal property located within the TID as of the valuation date.

Blighted area – areas in a damaged condition. TIF Law provides two specific meanings for the designation of blight. Neither definition includes any open land developed only for agricultural purposes:

- **Definition 1:** An area in which the structures, buildings or improvements contribute to ill health, transmission of disease, infant mortality, juvenile delinquency, or crime and are detrimental to the public health, safety, morals or welfare, due to dilapidation, deterioration, age or obsolescence, inadequate provision for ventilation, light air, sanitation or open spaces, high density population and overcrowding, or the existence of conditions which endanger life or property by fire and other causes
- **Definition 2:** An area which is predominantly open and which consists primarily of an abandoned highway corridor as defined in sec. [66.1333\(2m\)\(a\)](#), Wis. Stats. or that consists of land on which buildings or structures have been demolished and because of obsolete platting, diversity of ownership, deterioration of structures or of site improvements, substantially impairs the sound growth of the community

Boundary agreement – an agreement between two adjoining municipalities about their cooperation regarding issues such as land use, services, revenues, or boundaries. This type of agreement allows territory annexed from a town after January 1, 2004 to be included in a TID even if three years have not passed since the annexation. Sec. [66.0307](#), Wis. Stats., provides for the boundary agreement mentioned in TIF Law. Review [Intergovernmental Agreements](#) for more information.

Cash grants – payments made from tax increments to owners, lessees or developers of property included in a signed development agreement. The municipality must send a copy of the agreement to the JRB or, if the TID terminated, retain the agreement in the official TID records. The municipality must also include a statement about cash grants in the public hearing notice.

Class 1 notice – legal announcement of a meeting or hearing following ch. [985](#), Wis. Stats. This notice requires one publication at least seven days before the event. The public notice must be published in a newspaper likely to notify the people or place affected by the TID. The notice must say when, where and for what purpose the meeting or hearing is being held. Public hearings regarding any type of TID amendment require a Class 1 Notice; however, all Joint Review Board (JRB) meetings regarding the TID require notice at least five days before the meeting.

Class 2 notice – legal announcement of a meeting or hearing following ch. [985](#), Wis. Stats. This notice requires two publications, one in each of two consecutive weeks with the last published at least seven days before the event. The public notice must be published in a newspaper likely to notify the people or place affected by the TID. The notice must say when, where and for what purpose the meeting or hearing will be held. Public hearings regarding the creation of a TID require a Class 2 Notice.

Contiguous – geographically connected or sharing a border. All parcels in a TID must be contiguous.

Creation – the process of starting a TID. This process includes identifying a contiguous geographic area targeted for development, writing a plan for the area, organizing a JRB, holding meetings and a public hearing, adopting resolutions and submitting the necessary documents to DOR. Review [TID Creation](#) for more information.

Creation date – the date the municipality adopts the creation resolution for the TID. The creation date determines the maximum life and the beginning of the expenditure period. Only costs related to planning for the TID can be incurred before the creation date.

Creation resolution – the municipality's formal document approving the TID. This document must contain specific information about the TID. Review the [Resolution Checklist](#) for details on content.

Current value – the total equalized value of the real and personal property in the TID as of January 1 of the current year, certified annually on approximately October 1.

Decrement situation – when the value of all taxable property within the TID, as equalized by DOR, is at least 10% less than the base value for two consecutive years.

Distressed TID – designation in the TIF law that allowed a TID more time to pay off project costs. This designation ended September 30, 2015. Distressed TIDs added 10 years to their maximum life.

District type – category based on a minimum percentage of property in a TID. The municipality must declare the TID type in the creation resolution. Municipal TID types include: blighted, rehabilitation or conservation, industrial, mixed-use, and environmental remediation. The declaration is based on the type of land that makes up 50% of the area in the TID. Town TID types include: agricultural, forestry, manufacturing, and tourism. The declaration is based on the type of land that makes up 75% of the area in the TID.

Environmental pollution – presence or introduction of harmful substances. TIF law includes two meanings:

- **Definition 1:** The contaminating or rendering unclean or impure the air, land or waters, or causing damage or harm to public health, fish, bird, animal or plant life, or harmful for commercial or recreational use (sec. [299.01\(4\)](#), Wis. Stats.)
- **Definition 2:** Substances that if released into the air, land, or waters of the state due to the redevelopment of an existing structure would be harmful to public health or harmful for commercial or recreational use (sec. [66.1105\(20m\)\(a\)1.b.](#), Wis. Stats.)

Environmental Remediation district – a TID with significant environmental pollution. Before creating an Environmental Remediation TID, the municipality must obtain certification of the site investigation report by the Wisconsin Department of Natural Resources. In the report, the municipality must describe the pollution, how it will be cleaned up, costs and a timeframe for the clean-up.

Equalized value – the DOR process of creating a uniform value for all general property in the state. Equalized property value is based on 100% of market value.

Expenditure – the exchange of money for the delivery of goods or services. No TID expenditures may be made before the adoption of the municipal resolution, except for costs directly related to planning the TID. TIF law lists eligible expenditures:

- a. **Capital costs** – such as public works; new buildings or structures; demolition, remodeling, repair or reconstruction of existing buildings; environmental remediation; and the clearing of land
- b. **Financing costs** – including interest paid to bond holders and premiums paid for early redemption of bonds
- c. **Property assembly costs** – meaning a deficit incurred due to the sale or lease of land within a TID for less than its cost to the municipality
- d. **Professional services** – such as planning, architectural, engineering, accounting, consulting, legal advice and services
- e. **Administrative costs** – for municipal employees' time directly related to creating the TID or time spent implementing the TID project plan
- f. **Relocation costs** – including relocation payments made following condemnation under sec. [32.19](#), Wis. Stats.
- g. **Organizational costs** – related to environmental impact statements and public notices
- h. **Payments** – to a town for property taxes on annexed land included in a TID
- i. **Portion of major infrastructure projects** – inside or outside the TID that will serve the land in the TID (ex: water tower, sewer or water treatment plant)
- j. **Removal or containment of lead contamination** – in buildings or infrastructure that the municipality declares a public health concern
- k. **Developing newly-platted residential areas in a mixed-use TID** – when the residential development meets certain qualifications
- l. **Cash grants** – if a municipality signs a development agreement with cash grants, state law requires the municipality indicate this in the public hearing notice
- m. **Fees to DOR** – to certify or recertify the base and yearly fee to keep a TID active

Expenditure period – the time during the life of the TID when expenses may be incurred to implement the approved projects. The maximum expenditure period for most districts ends five years before the unextended maximum life of the TID. Environmental Remediation TIDs created before November 29, 2017, have a 15-year expenditure period. Town TIDs created under sec. 60.85, Wis. Stats., have a 5-year expenditure period.

Tax Incremental Financing (TIF) Manual

TID Expenditure Period	
TID Type	Maximum Expenditure Period
Any before October 1, 1995	22 years
Blight or Rehabilitation/Conservation after October 1, 1995	22 years
Industrial after October 1, 1995 but before October 1, 2004	18 years
Industrial or mixed-use on or after October 1, 2004	15 years
Environmental Remediation before November 29, 2017	15 years
Environmental Remediation on or after November 29, 2017	22 years
Town TIDs created under sec. 60.85, Wis. Stats.	5 years

Extension – requesting extra time for the TID. This extends the TID maximum life. Review [TID Extensions](#) for details on obtaining an extension.

Three extension types:

1. **Affordable housing extension** – an extension of up to 12 months from the resolution date. Then the final increment must be used to improve housing. The municipality must use 75% of the increment to improve affordable housing. The municipality must adopt a resolution describing how funds will be used and email a copy of the resolution to DOR.
2. **Standard extension** – a non-specific statutory extension to a TID's maximum life when the municipality needs more time to pay project costs. The length of the extension depends on the type of district (review [TID Criteria Matrix](#) for details). The JRB must approve this extension and the municipality must email a copy of the approval to DOR.
3. **Technical college extension** – a three-year extension to the TID maximum life when the TID's increment was negatively impacted by [2013 Wisconsin Act 145](#). The JRB must approve this extension and the municipality must email a copy of the approval to DOR.

Increment – see [Tax increment](#) or [Value increment](#)

Industrial district – TID with more than 50% of land suitable for industrial sites. Any real property within an industrial type TID that is zoned for industrial use must remain zoned for industrial use for the life of the TID.

Ineligible project costs – expenses that may not be paid for with the tax increment revenue. TIF law identifies the following ineligible project costs:

- Constructing or expanding administrative, police and fire buildings, libraries, schools, recreation and community buildings
- Constructing any building or facility if the municipality generally finances similar facilities only with utility user fees
- General government operating expenses unrelated to the planning or implementation of the project plan
- Cash grants made by the municipality to owners, lessees, or developers of land within the TID, unless the recipient has signed a development agreement with the municipality.

Joint Review Board (JRB) – a committee with members representing the overlying taxing jurisdictions responsible for approving or denying the creation or amendment of a TID. When creating a TID the municipality must create a standing JRB to vote on all TID actions and review the TID Annual Report. The standing JRB must continue until all the TIDs within the municipality terminate. Review [Joint Review Board](#) for more information.

Lands proposed for newly platted residential use – state law does not define the phrase "lands proposed for newly platted residential use." A "plat" is a map of a subdivision. "Newly platted" refers to land that has

not been previously subdivided or is currently subject to a replat as defined in sec. [236.02\(11\)](#), Wis. Stats. The word "residential" commonly means relating to a place where people live. When reviewing a project plan, DOR considers the current use, or zoning, and the future use, or zoning, as indicators of whether an area consists of "lands proposed for newly platted residential use." An example of "lands proposed for newly platted residential use" would be subdividing a farm field for housing. Under state law, increment revenue may only be spent on newly platted residential development in a mixed-use TID if the TID includes less than 35% of lands proposed for newly platted residential use and if one of the following applies:

- Density of the residential housing is at least three units per acre
- Residential housing is located in a conservation subdivision, as defined in sec. [66.1027\(1\)\(a\)](#), Wis. Stats.
- Residential housing is located in a traditional neighborhood development, as defined in sec. [66.1027\(1\)\(c\)](#), Wis. Stats.

Local legislative body – municipal governing body responsible for administering local government (ex: the village/town board, city council or common council). This body must adopt a resolution to create, amend, or terminate a TID; or extend the TID's life for affordable housing.

Mixed-use district – TID with a combination of residential, commercial, and industrial uses. Mixed-use TIDs can only include lands proposed for newly platted residential use if they do not exceed 35%, by area, of the real property in the TID and the residential development meets other qualifications.

Multijurisdictional district – TID created by two or more cities that have entered into an intergovernmental cooperation agreement under sec. [66.0301](#), Wis. Stats., which addresses the provisions required by sec. [66.1105\(18\)\(b\)](#), Wis. Stats.

Municipality – a city, village or town.

Non-project costs – project expenses that are not eligible for TIF increment funds or that are paid for with other types of revenue, such as grants or user fees. Any non-project costs in the TID must be detailed in the project plan.

Overlap – when the boundary of one TID covers another existing TID's boundaries.

Overlying taxing jurisdiction – school districts, county governments, technical college districts and other special districts (ex: sanitary districts, sewer districts or lake rehabilitation districts). The tax increment generated by the levies of each of these jurisdictions is collected by the municipality that manages the TID to pay the approved project costs. A representative from the county, municipality, school and technical college districts serves on the JRB.

Planning Commission – a committee that creates and adopts a master plan for physical development of the municipality as specified in sec. [62.23](#), Wis. Stats. If a municipality does not have a Planning Commission, a board of public land commissioners or the planning committee may serve this role. Steps assigned to the Planning Commission under TIF law may be carried out by the Redevelopment or Community Development Authority of the municipality.

Project costs – any expenditure planned or made that can be paid for with tax increment revenue. DOR does not make decisions on the eligibility of specific project costs. Each municipality must consult with its legal and accounting advisors to decide whether a project or specific cost is eligible under TIF law.

Project plan – a document explaining the financial details and development plans for the TID.

Public hearing – the presentation of the TID project plan before the Planning Commission where the community may voice its opinion on the TID. As part of creating or amending a TID, the Planning Commission must hold a public hearing and make copies of the project plan available.

Rehabilitation or conservation work – to restore, preserve or repair. Defined for the purposes of TIF law in sec. [66.1337](#), Wis. Stats., rehabilitation and conservation includes any of the following (these descriptions do not override the restrictions on project costs defined above):

- Operating a program of voluntary or compulsory repair and rehabilitation of buildings or other improvements
- Acquisition of real property and demolition; removal or rehabilitation of buildings and improvements on the property to eliminate unhealthful, unsanitary or unsafe conditions, lessen density, reduce traffic hazards, eliminate uses detrimental to the public welfare, remove or prevent the spread of blight or deterioration, or provide land for needed public facilities
- Installation, construction or reconstruction of streets, utilities, parks, playgrounds, and other improvements necessary for the objectives of an urban renewal project
- The disposition of any property acquired in the project area for uses meeting the objectives of the urban renewal project

Severely distressed TID – designation in the TIF law that allowed a TID more time to pay off project costs. This designation ended September 30, 2015. Severely Distressed TIDs were allowed a maximum life of 40 years from the creation date.

Substantial compliance – when the essential (substantial) requirements of the statutes are met even though the formal requirements were not. When creating or amending a TID, if the municipality does not meet certain requirements, the municipality may submit a written request asking DOR to find substantial compliance. This means that despite certain errors, a TID may be created because the error did not affect the fairness of the process or the public's ability to participate in the process. This process allows DOR more flexibility when approving TIDs.

Tax base – the total of all equalized real and personal property in an entire municipality or taxing jurisdiction on which property taxes are levied.

Tax increment – the taxes levied by all overlying taxing jurisdictions on the value between the base value and the current value of the TID. The municipality that manages the TID uses these taxes to pay for the approved project costs. Review the [TID Creation Timeframes](#) for information on when increments begin for a new creation. Review [TID Termination Timeframes](#) for information on when increments end for a termination.

Termination – the process of ending a TID. This process includes adopting a resolution, notifying DOR, completing the final audit and filing the appropriate documents with DOR. After the tax increments collected exceed project costs or the TID reaches its maximum life, it must terminate. If the municipality terminates a TID and there is remaining debt then it becomes the municipality's responsibility. Review [TID Termination](#) and [TID Termination Timeframes](#) for more information.

Valuation date – January 1 of the year the TID is created or amended. The date the municipality adopts the creation or amendment resolution determines the valuation/creation year. Review the [TID Creation Timeframes](#) to determine the creation year.

Value increment – the difference in value between the base value and the current value of the TID. This is the amount of property value that can be attributed to the TIF investment used to generate the tax increment that pays for the investment.

Value limit – the maximum TID value allowed in a municipality. A municipality must be under the limit to create or add parcels to a TID. For a municipal TID, the value of taxable property in the new TID plus the value increment of existing TIDs divided by the total municipal equalized value cannot exceed 12%. Town TIDs created under sec. 60.85, Wis. Stats., have a 5% or 7% limit. For more information review [TIF – Value Limit Common Questions](#).

VII. Resources/Contact Information

For more Tax Incremental Financing (TIF) information:

- Visit the [TIF](#) website
- Email – tif@wisconsin.gov
- Phone – (608) 266-7750 press 3 for Tax Incremental Finance
- DOR [Twitter](#)
- DOR [YouTube](#) – Governments playlist