



<b>Project:</b>	Village of Osceola 2024-2029 Capital Improvement Program	<b>Location:</b>	Village Hall
<b>MSA Project No.:</b>	00523018	<b>Date:</b>	March 18th
<b>Meeting Purpose:</b>	CIP workshop	<b>Time:</b>	6pm
<b>Meeting Organizer:</b>	Drew Lindh (715) 304-0310		

Please review the agenda items before the meeting and come prepared to contribute to the discussions. Thank you.

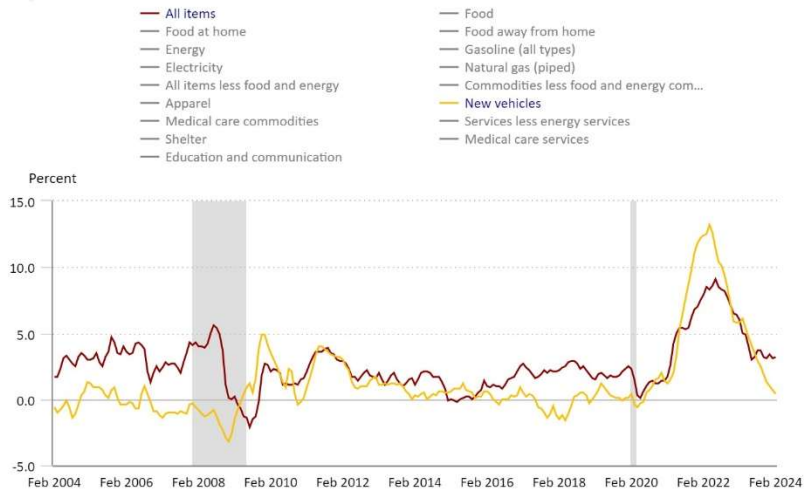
**1. Welcome and Introductions**

- Opening remarks from MSA & Admin Staff
- Introduction of attendees

**2. Inflation Rate Analysis**

- Discussion on the current inflation rate.  
**Five-year average rate: 3.7%**  
**Current Plan CIP plan rate: 5.0%**
- Implications for our organization's operations and budget planning.

12-month percentage change, Consumer Price Index, selected categories, not seasonally adjusted



Source: U.S. Bureau of Labor Statistics.



**3. Yearly Borrowing Amount budget item**

- Discussion on the allocation and utilization of borrowed funds.  
**1. Annual Budget Capital Borrow 2024-2029 CIP: \$700,000**

Table 1: Borrow amount considering annual inflation rate of 5%

2023	2024	2025	2026	2027	2028	2029
700,000	735,000	771,750	810,338	850,854	893,397	938,067
<b>Difference:</b>	35,000	71,750	110,338	150,854	193,397	238,067

#### **4. SET PROJECT PRIORITIES**

*Below you will see how priorities have been identified in the draft CIP plan. This content will be included in the CIP Report.*

Since a community will often identify more projects than can be funded, priorities must be established. By doing so, priorities can be established so that limited financial resources are allocated efficiently. To accomplish this task, criteria is set to provide some objective standards in establishing priorities.

The following criteria were used to evaluate each proposed capital improvement as a matrix to establish a priority.

- **RISK TO PUBLIC SAFETY OR HEALTH.**

To protect against a clear and possibly immediate risk to public safety or public health.

- **DETERIORATED FACILITY**

An investment that deals with a deteriorated facility or piece of equipment. The action taken may be either: 1) reconstruction or extensive rehabilitation to extend its useful life to avoid or to postpone replacing it with a new and costlier one or 2) replacement of the facility or piece of equipment with a new one.

- **SYSTEMATIC REPLACEMENT**

An investment that replaces or upgrades a facility or piece of equipment as part of a systematic replacement program. This investment assumes the equipment will be replaced at approximately the same level of service. Some increase in size to allow for normal growth or increased demand is anticipated.

- **IMPROVEMENT OF OPERATING EFFICIENCY**

An investment that substantially and significantly improves the operating efficiency of a department. Alternatively, an expenditure that has a very favorable return on investment with a promise of reducing existing or future increases in operating expenses (introduction of a new or improved technology).

- **COORDINATION**

1) An expenditure that is necessary to insure coordination with another CIP project (e.g., scheduling a sewer project to coincide with a street reconstruction project so that the street is not dug up a year after it is completed), 2) A project that is necessary to comply with requirements imposed by others (court order, a change in federal or state law, an agreement with another governmental jurisdiction or agency) or 3) A project that meets established goals or objectives of the Village Board.

- **EQUITABLE PROVISION OF SERVICES, FACILITIES**

1) An investment that serves the special needs of a segment of the community's population identified by public policy as deserving of special attention (e.g., the handicapped, the elderly, or low and moderate-income persons); or 2) An investment that, considering existing services or facilities, makes equivalent facilities or services available to neighborhoods or population groups that are now undeserved in comparison with residents generally.

▪ **PROTECTION AND CONSERVATION OF RESOURCES**

1) A project that protects natural resources that are at risk of being reduced in amount or quality; or 2) A project that protects the investment in existing infrastructure against excessive demand or overload that threatens the capacity or useful life of a facility or piece of equipment.

▪ **NEW OR SUBSTANTIALLY EXPANDED FACILITY**

Construction, or acquisition, of a new facility (including land) or new equipment, or major expansion thereof, that provides a service, or a level of service, not now available.

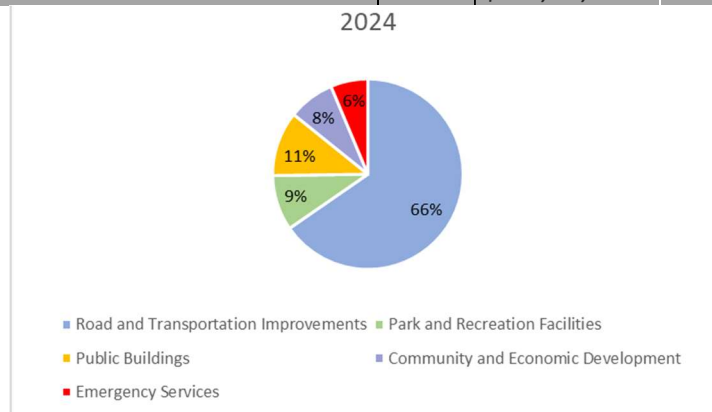
**5. Capital Projects Discussion for each year**

- **Analysis of each year's cost, excess amount, and potential benefits.**
- **Questions for Department Leaders**
- **Action of Excess amount**

Village of Osceola 2024-2029 Capital Improvement Program  
 CIP workshop  
 Meeting Agenda  
 March 18<sup>th</sup>, 2024

**2024** - Please note that CIP selections presented below are for illustrative discussion purposes only; actual total cost amounts may vary due to replacement/reoccurring plans and contractual agreements.

Project Code	Project Name	Year	Total Project Cost	Department
R 016.1	Professional Services for R 016	2024	\$ 165,200	Road and Transportation Improvements
PB 006	Fire Hall Roof Rehab	2024	\$ 100,000	Public Buildings
PR 001.1	Professional Services for PR 001	2024	\$ 100,000	Park and Recreation Facilities
R 029	1 Ton Truck w/ Snow Plow #1 •	2024	\$ 80,000	Road and Transportation Improvements
R 017	Class 5 Dump Truck	2024	\$ 60,000	Road and Transportation Improvements
R 034	Articulating Boom Lift •	2024	\$ 50,000	Road and Transportation Improvements
R 014	1/2 Ton Truck #1 •	2024	\$ 50,000	Road and Transportation Improvements
CD 001	Comprehensive Plan Update	2024	\$ 38,000	Community and Economic Development
CD 008	Conceptual Design For Cascade Falls	2024	\$ 20,950	Community and Economic Development
R 018	Simmon Drive Reconstruction*	2024	\$ 20,000	Road and Transportation Improvements
R 041	Enloader Attachment - Snow Pusher 12 Foot Loader Mounted •	2024	\$ 20,000	Road and Transportation Improvements
E 027	Police - Portable Radios	2024	\$ 17,940	Emergency Services
R 027	5 Ton Flat Bed Trailer •	2024	\$ 16,000	Road and Transportation Improvements
R 033	72" Zero Turn Mowers #3 •	2024	\$ 13,000	Road and Transportation Improvements
E 028	Police - iRecord System Refresh	2024	\$ 10,050	Emergency Services
R 039	Skidsteer Attachment - Snow Blower •	2024	\$ 10,000	Road and Transportation Improvements
CD 007	Stewardship Grant Application	2024	\$ 10,000	Community and Economic Development
E 008	Fire - Air Rescue Boat trailer	2024	\$ 10,000	Emergency Services
R 042	Skidsteer Attachment - 72-inch Snow Pusher Mounted •	2024	\$ 7,500	Road and Transportation Improvements
R 038	Skidsteer Attachment - Brush Cutter •	2024	\$ 7,000	Road and Transportation Improvements
R 040	Skidsteer Attachment Hydraulic Rock Bucket •	2024	\$ 5,000	Road and Transportation Improvements
R 015	52" Zero Turn Mowers #1 •	2024	\$ 5,000	Road and Transportation Improvements
R 032	52" Zero Turn Mowers #2 •	2024	\$ 5,000	Road and Transportation Improvements
R 022	Trailer #1- Medium •	2024	\$ 2,500	Road and Transportation Improvements
CD 004	AFG Application	2024	\$ 2,500	Community and Economic Development
E 030	Police - Stinger Spike Strips	2024	\$ 2,130	Emergency Services
R 026	Utility Tractor •	2024	\$ -	Road and Transportation Improvements
CD 002	Outdoor Rec Plan CORP	2024	\$ 15,000	Community and Economic Development
R 006	Annual - Chip Seal	Annual	\$ 128,400	Road and Transportation Improvements
R 022	Annual - Overlay	Annual	\$ 94,800	Road and Transportation Improvements
R 007	Annual - Crack Fill/Pothole	Annual	\$ 22,350	Road and Transportation Improvements
R 008	Annual - Sidewalk	Annual	\$ 15,000	Road and Transportation Improvements
R 009	Annual - Street Painting	Annual	\$ 15,000	Road and Transportation Improvements
E 007	Police - CC Flock Cameras	annual	\$ 10,170	Emergency Services
PB 005	Maintance of Village Hall	annual	\$ 10,000	Public Buildings
PB 001	Entitlement Match * - Airport	annual	\$ 7,500	Public Buildings
E 005	Police -Body Worn Cameras	annual	\$ 5,060	Emergency Services
E 006	Police - Tasers 7 ECDs	annual	\$ 4,830	Emergency Services
E 029	Police - Annual Filters for dryer, Veny Hood, & fumer	annual	\$ 3,280	Emergency Services
CD 006	Grant Assistance	annual	\$ -	Community and Economic Development
<b>Total Cost</b>			<b>\$ 1,159,160.00</b>	



Village of Osceola 2024-2029 Capital Improvement Program

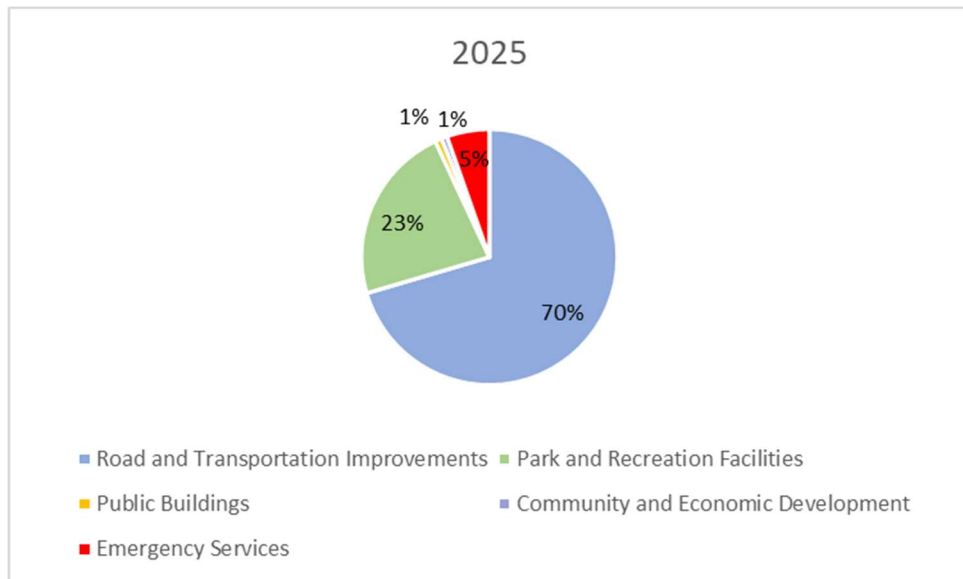
CIP workshop

Meeting Agenda

March 18<sup>th</sup>, 2024

**2025** - Please note that CIP selections presented below are for illustrative discussion purposes only; actual total cost amounts may vary due to replacement/reoccurring plans and contractual agreements.

Project Code	Project Name	Year	Total Project Cost	Department
R 016	River Street & 3rd Avenue Reconstruction*	2025	\$ 1,172,700	Road and Transportation Improvements
PR 001	Cascade Falls Lookout & Stairs Phase 1*	2025	\$ 385,000	Park and Recreation Facilities
E 015	Police - Squad Vehicle•	2025	\$ 71,700	Emergency Services
R 031	1 Ton Truck w/ Snow Plow #2 •	2025	\$ 57,800	Road and Transportation Improvements
R 028	1/2 Ton Truck #2 •	2025	\$ 52,500	Road and Transportation Improvements
PR 002.1	Professional Services for PR 002	2025	\$ 52,500	Park and Recreation Facilities
PR 011	Park Signage and Wayfinding*	2025	\$ 36,750	Park and Recreation Facilities
E 021	Fire - Tender_1485 Replacement *	2025	\$ 31,500	Emergency Services
R 036	UTV #2 w/plow and Spreader •	2025	\$ 5,300	Road and Transportation Improvements
R 006	Annual - Chip Seal	Annual	\$ 128,400	Road and Transportation Improvements
R 022	Annual - Overlay	Annual	\$ 94,800	Road and Transportation Improvements
R 007	Annual - Crack Fill/Pothole	Annual	\$ 22,350	Road and Transportation Improvements
R 008	Annual - Sidewalk	Annual	\$ 15,000	Road and Transportation Improvements
R 009	Annual - Street Painting	Annual	\$ 15,000	Road and Transportation Improvements
E 007	Police - CC Flock Cameras	annual	\$ 10,170	Emergency Services
PB 005	Maintance of Village Hall	annual	\$ 10,000	Public Buildings
PB 001	Entitlement Match * - Airport	annual	\$ 7,500	Public Buildings
E 005	Police -Body Worn Cameras	annual	\$ 5,060	Emergency Services
E 006	Police - Tasers 7 ECDs	annual	\$ 4,830	Emergency Services
E 029	Police - Annual Filters for dryer, Veny Hood, & fumer	annual	\$ 3,280	Emergency Services
CD 006	Grant Assistance	annual	\$ -	Community and Economic Development
CD 003	CIP Update	bi annual	\$ 3,000	Community and Economic Development
<b>Total Cost</b>			<b>\$ 2,185,140.00</b>	



Village of Osceola 2024-2029 Capital Improvement Program

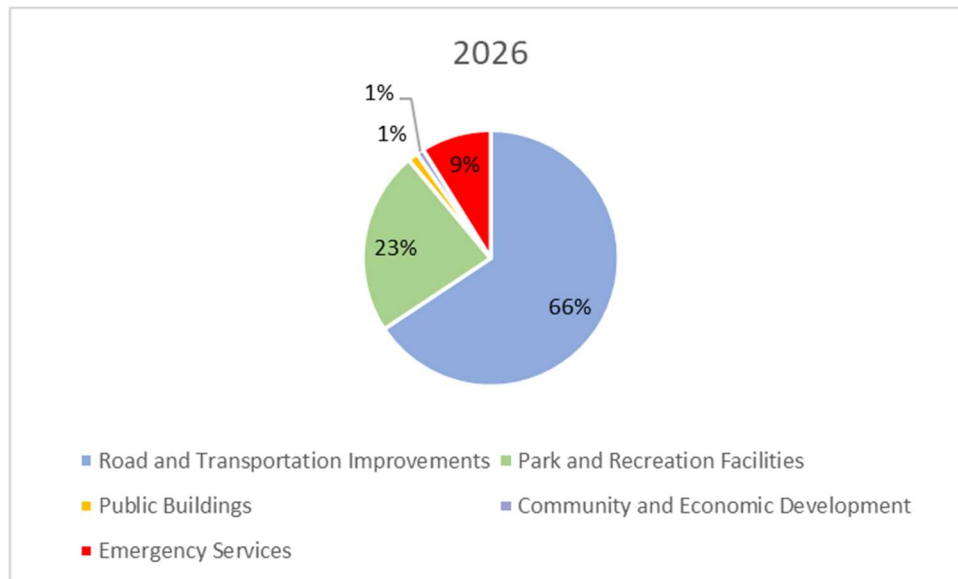
CIP workshop

Meeting Agenda

March 18<sup>th</sup>, 2024

**2026** - Please note that CIP selections presented below are for illustrative discussion purposes only; actual total cost amounts may vary due to replacement/reoccurring plans and contractual agreements.

Project Code	Project Name	Year	Total Project Cost	Department
R 025	Street Sweeper •	2026	\$ 275,700	Road and Transportation Improvements
PR 002	Schillberg Park Playground*	2026	\$ 192,800	Park and Recreation Facilities
R 013.1	Professional Services for R 013	2026	\$ 143,400	Road and Transportation Improvements
R 020.1	Professional Services for R 020	2026	\$ 110,250	Road and Transportation Improvements
PR 012.1	Professional Services for PR 012	2026	\$ 68,400	Park and Recreation Facilities
R 030	1/2 Ton Truck #3 •	2026	\$ 55,200	Road and Transportation Improvements
PR 009.1	Professional Services for PR 009	2026	\$ 55,125	Park and Recreation Facilities
E 004	Police - Additional Storm Siren*	2026	\$ 27,600	Emergency Services
E 022	Fire - Grass Rig 1487 Replacement *	2026	\$ 13,800	Emergency Services
R 037	Trailer #2- Large •	2026	\$ 4,500	Road and Transportation Improvements
E 010	Police - Squad Radar Unit	2026	\$ 3,400	Emergency Services
R 006	Annual - Chip Seal	Annual	\$ 128,400	Road and Transportation Improvements
R 022	Annual - Overlay	Annual	\$ 94,800	Road and Transportation Improvements
R 007	Annual - Crack Fill/Pothole	Annual	\$ 22,350	Road and Transportation Improvements
R 008	Annual - Sidewalk	Annual	\$ 15,000	Road and Transportation Improvements
R 009	Annual - Street Painting	Annual	\$ 15,000	Road and Transportation Improvements
E 007	Police - CC Flock Cameras	annual	\$ 10,170	Emergency Services
PB 005	Maintenance of Village Hall	annual	\$ 10,000	Public Buildings
PB 001	Entitlement Match * - Airport	annual	\$ 7,500	Public Buildings
E 005	Police -Body Worn Cameras	annual	\$ 5,060	Emergency Services
E 006	Police - Tasers 7 ECDs	annual	\$ 4,830	Emergency Services
E 029	Police - Annual Filters for dryer, Veny Hood, & fumer	annual	\$ 3,280	Emergency Services
CD 006	Grant Assistance	annual	-	Community and Economic Development
<b>Total Cost</b>			<b>\$ 1,266,565.00</b>	



Village of Osceola 2024-2029 Capital Improvement Program

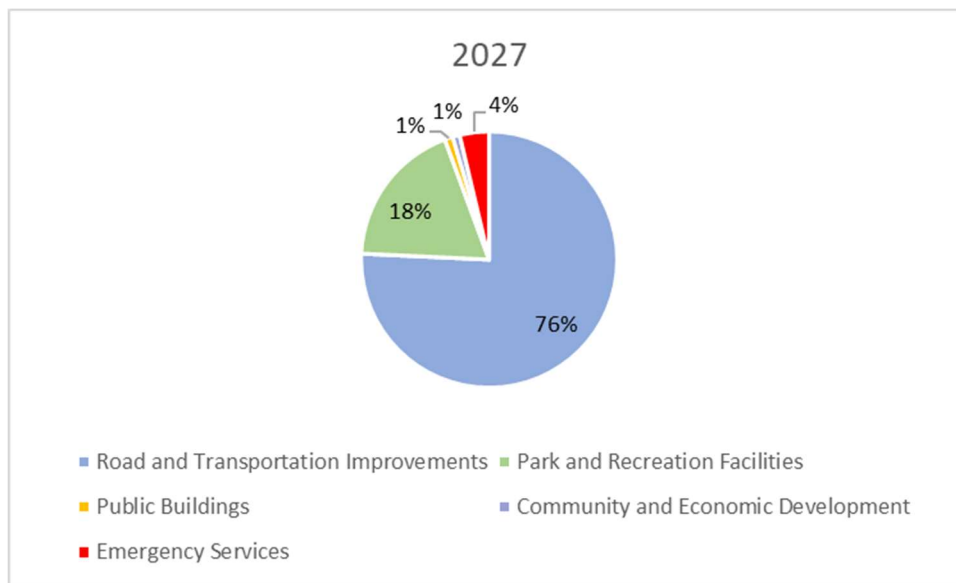
CIP workshop

Meeting Agenda

March 18<sup>th</sup>, 2024

**2027** - Please note that CIP selections presented below are for illustrative discussion purposes only; actual total cost amounts may vary due to replacement/reoccurring plans and contractual agreements.

Project Code	Project Name	Year	Total Project Cost	Department
R 044	2nd Avenue West Parking Lot	2027	\$ 463,100	Road and Transportation Improvements
R 020	Zindaus Street*	2027	\$ 315,100	Road and Transportation Improvements
R 005.1	Professional Services for R 005	2027	\$ 277,900	Road and Transportation Improvements
PR 009	Gateway Park Development & Construction*	2027	\$ 203,900	Park and Recreation Facilities
PR 008.1	Professional Services for PR 008	2027	\$ 115,800	Park and Recreation Facilities
E 011	Fire - Engine(Pumper), 1480 Replacement *	2027	\$ 46,400	Emergency Services
R 035	UTV #1 w/plow •	2027	\$ 34,800	Road and Transportation Improvements
E 009	Police - Squad Night Vision	2027	\$ 4,100	Emergency Services
R 006	Annual - Chip Seal	Annual	\$ 128,400	Road and Transportation Improvements
R 022	Annual - Overlay	Annual	\$ 94,800	Road and Transportation Improvements
R 007	Annual - Crack Fill/Pothole	Annual	\$ 22,350	Road and Transportation Improvements
R 008	Annual - Sidewalk	Annual	\$ 15,000	Road and Transportation Improvements
R 009	Annual - Street Painting	Annual	\$ 15,000	Road and Transportation Improvements
E 007	Police - CC Flock Cameras	annual	\$ 10,170	Emergency Services
PB 005	Maintance of Village Hall	annual	\$ 10,000	Public Buildings
PB 001	Entitlement Match * - Airport	annual	\$ 7,500	Public Buildings
E 005	Police -Body Worn Cameras	annual	\$ 5,060	Emergency Services
E 006	Police - Tasers 7 ECDs	annual	\$ 4,830	Emergency Services
E 029	Police - Annual Filters for dryer, Veny Hood, & fumer	annual	\$ 3,280	Emergency Services
CD 006	Grant Assistance	annual	\$ -	Community and Economic Development
CD 003	CIP Update	bi annual	\$ 3,000	Community and Economic Development
<b>Total Cost</b>			<b>\$ 1,780,490.00</b>	



Village of Osceola 2024-2029 Capital Improvement Program

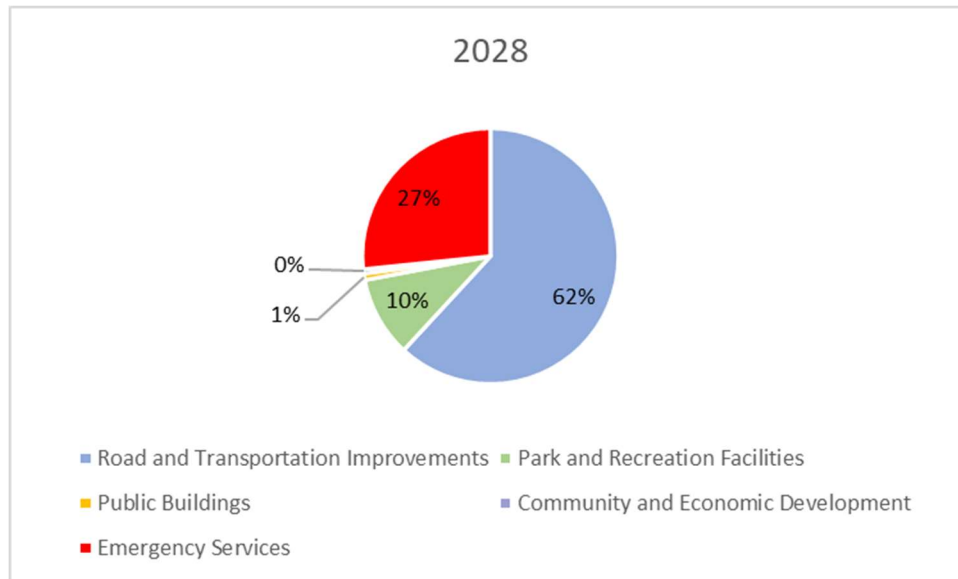
CIP workshop

Meeting Agenda

March 18<sup>th</sup>, 2024

**2028** - Please note that CIP selections presented below are for illustrative discussion purposes only; actual total cost amounts may vary due to replacement/reoccurring plans and contractual agreements.

Project Code	Project Name	Year	Total Project Cost	Department
R 013	Ridge Road Construction	2028	\$ 1,079,800	Road and Transportation Improvements
E 026	Fire - Airport Road Watermain Extension	2028	\$ 486,300	Emergency Services
PR 012	Smith Park Development and Construction*	2028	\$ 221,900	Park and Recreation Facilities
R 023	Skid Steer •	2028	\$ 48,700	Road and Transportation Improvements
R 043	Skidsteer Attachment - CID Hydraulic Auger •	2028	\$ 4,900	Road and Transportation Improvements
R 006	Annual - Chip Seal	Annual	\$ 128,400	Road and Transportation Improvements
R 022	Annual - Overlay	Annual	\$ 94,800	Road and Transportation Improvements
R 007	Annual - Crack Fill/Pothole	Annual	\$ 22,350	Road and Transportation Improvements
R 008	Annual - Sidewalk	Annual	\$ 15,000	Road and Transportation Improvements
R 009	Annual - Street Painting	Annual	\$ 15,000	Road and Transportation Improvements
E 007	Police - CC Flock Cameras	annual	\$ 10,170	Emergency Services
PB 005	Maintenance of Village Hall	annual	\$ 10,000	Public Buildings
PB 001	Entitlement Match * - Airport	annual	\$ 7,500	Public Buildings
E 005	Police -Body Worn Cameras	annual	\$ 5,060	Emergency Services
E 006	Police - Tasers 7 ECDs	annual	\$ 4,830	Emergency Services
E 029	Police - Annual Filters for dryer, Veny Hood, & fumer	annual	\$ 3,280	Emergency Services
CD 006	Grant Assistance	annual	\$ -	Community and Economic Development
<b>Total Cost</b>			<b>\$ 2,157,990.00</b>	





Village of Osceola 2024-2029 Capital Improvement Program

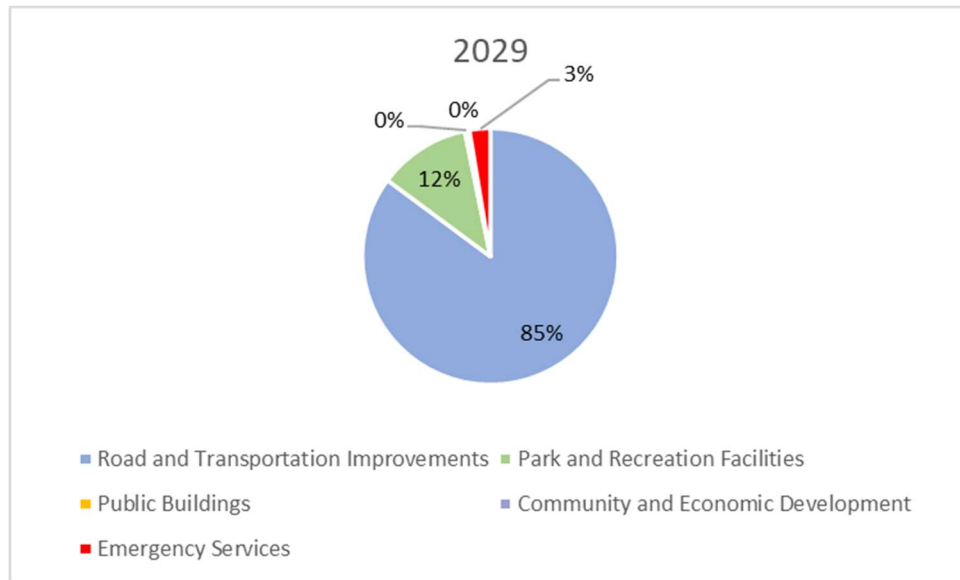
CIP workshop

Meeting Agenda

March 18<sup>th</sup>, 2024

**2029** - Please note that CIP selections presented below are for illustrative discussion purposes only; actual total cost amounts may vary due to replacement/reoccurring plans and contractual agreements.

Project Code	Project Name	Year	Total Project Cost	Department
R 005	7th Ave & Kent St. Reconstruction*	2029	\$ 2,580,700	Road and Transportation Improvements
PR 008	Cascade Falls Boardwalk Phase 2*	2029	\$ 388,200	Park and Recreation Facilities
E 012	Fire - Engine(Pumper), 1482 Replacement	2029	\$ 51,100	Emergency Services
R 020	Hot Asphalt Trailer •	2029	\$ 32,000	Road and Transportation Improvements
R 006	Annual - Chip Seal	Annual	\$ 128,400	Road and Transportation Improvements
R 022	Annual - Overlay	Annual	\$ 94,800	Road and Transportation Improvements
R 007	Annual - Crack Fill/Pothole	Annual	\$ 22,350	Road and Transportation Improvements
R 008	Annual - Sidewalk	Annual	\$ 15,000	Road and Transportation Improvements
R 009	Annual - Street Painting	Annual	\$ 15,000	Road and Transportation Improvements
E 007	Police - CC Flock Cameras	annual	\$ 10,170	Emergency Services
PB 005	Maintenance of Village Hall	annual	\$ 10,000	Public Buildings
PB 001	Entitlement Match * - Airport	annual	\$ 7,500	Public Buildings
E 005	Police -Body Worn Cameras	annual	\$ 5,060	Emergency Services
E 006	Police - Tasers 7 ECDs	annual	\$ 4,830	Emergency Services
E 029	Police - Annual Filters for dryer, Veny Hood, & fumer	annual	\$ 3,280	Emergency Services
CD 006	Grant Assistance	annual	\$ -	Community and Economic Development
CD 003	CIP Update	bi annual	\$ 3,000	Community and Economic Development
<b>Total Cost</b>			<b>\$ 3,371,390.00</b>	





Village of Osceola 2024-2029 Capital Improvement Program * Contingent on Funding • Recapture Value									
Project No.	Project Title	2024	Planned					Illustrative (6-10 year)	Total (all years)
			2025	2026	2027	2028	2029		
R	Road and Transportation Improvements	696,950	1,478,300	893,150	1,311,900	1,353,300	2,893,800	4,932,750	13,560,150
U	Utility Infrastructure Upgrades	1,006,400	2,337,050	200,700	1,450,400	-	853,100	2,903,840	8,751,490
P	Park and Recreation Facilities	100,000	474,250	316,325	319,700	221,900	388,200	2,720,000	4,540,375
B	Public Buildings	117,500	17,500	17,500	17,500	17,500	17,500	1,594,800	1,799,800
A	Administrative and IT Infrastructure	-	-	-	-	-	-	-	-
CE	Community and Economic Development	83,950	15,500	12,500	15,500	12,500	3,000	161,000	303,950
E	Emergency Services	52,010	131,620	139,840	73,840	592,740	74,440	3,180,800	4,245,290
<b>CIP Total</b>		<b>2,056,810</b>	<b>4,454,220</b>	<b>1,580,015</b>	<b>3,188,840</b>	<b>2,197,940</b>	<b>4,230,040</b>	<b>15,493,190</b>	<b>33,201,055</b>

Road and Transportation Improvements		2024	2025	2026	2027	2028	2029	Illustrative (6-10 year)
R 016.1	Professional Services for R 016	165,200	-	-	-	-	-	-
R 018	Simmon Drive Reconstruction*	20,000	-	-	-	-	-	-
R 016	River Street & 3rd Avenue Reconstruction*	-	1,172,700	-	-	-	-	-
R 020.1	Professional Services for R 020	-	-	110,250	-	-	-	-
R 013.1	Professional Services for R 013	-	-	143,400	-	-	-	-
R 005.1	Professional Services for R 005	-	-	-	277,900	-	-	-
R 044	2nd Avenue West Parking Lot	-	-	-	463,100	-	-	-
R 020	Zindaus Street*	-	-	-	315,100	-	-	-
R 013	Ridge Road Construction	-	-	-	-	1,079,800	-	-
R 005	7th Ave & Kent St. Reconstruction*	-	-	-	-	-	2,580,700	-
R 006	Annual - Chip Seal	128,400	134,900	141,600	148,700	156,100	163,900	642,000
R 007	Annual - Crack Fill/Pothole	22,350	23,500	24,700	25,900	27,200	28,600	111,750
R 008	Annual - Sidewalk	15,000	15,800	16,600	17,400	18,300	19,200	75,000
R 009	Annual - Street Painting	15,000	15,800	16,600	17,400	18,300	19,200	75,000
R 022	Annual - Overlay	-	-	104,600	-	-	-	474,000
R 002	3rd Avenue E Sidewalk Extension Phase 1	-	-	-	-	-	-	153,200
R 003	3rd Avenue E Sidewalk Phase 2	-	-	-	-	-	-	638,200
R 004	68th Avenue*	-	-	-	-	-	-	847,800
R 001	Overlaying Ridge Road*	-	-	-	-	-	-	331,200
<b>Subtotal: Road and Transportation Improvements</b>		<b>\$ 365,950</b>	<b>\$ 1,362,700</b>	<b>\$ 557,750</b>	<b>\$ 1,265,500</b>	<b>\$ 1,299,700</b>	<b>\$ 2,807,400</b>	<b>\$ 3,348,150</b>

R Equipment Subsection		2024	2025	2026	2027	2028	2029	Illustrative (6-10 year)
R 024	Snow Plow	-	-	-	-	-	-	404,800
R 026	Utility Tractor •	-	-	-	-	-	-	-
R 034	Articulating Boom Lift •	50,000	-	-	-	-	-	50,000
R 029	1 Ton Truck w/ Snow Plow #1 •	80,000	-	-	-	-	-	80,000
R 027	5 Ton Flat Bed Trailer •	16,000	-	-	-	-	-	16,000
R 039	Skidsteer Attachment - Snow Blower •	10,000	-	-	-	-	12,800	10,000
R 022	Trailer #1- Medium •	2,500	-	-	-	-	-	2,500
R 038	Skidsteer Attachment - Brush Cutter •	7,000	-	-	-	-	9,000	7,000
R 040	Skidsteer Attachment Hydraulic Rock Bucket •	5,000	-	-	-	-	6,400	5,000
R 042	Skidsteer Attachment - 72-inch Snow Pusher Mounted •	7,500	-	-	-	-	9,600	7,500
R 015	52" Zero Turn Mowers #1 •	5,000	-	-	5,800	-	-	10,000
R 032	52" Zero Turn Mowers #2 •	5,000	-	-	5,800	-	-	10,000
R 033	72" Zero Turn Mowers #3 •	13,000	-	-	-	-	16,600	13,000
R 014	1/2 Ton Truck #1 •	50,000	-	-	-	-	-	50,000
R 017	Class 5 Dump Truck	60,000	-	-	-	-	-	60,000
R 041	Enloader Attachment - Snow Pusher 12 Foot Loader Mounted	20,000	-	-	-	-	-	20,000
R 028	1/2 Ton Truck #2 •	-	52,500	-	-	-	-	52,500
R 031	1 Ton Truck w/ Snow Plow #2 •	-	57,800	-	-	-	-	57,800
R 036	UTV #2 w/plow and Spreader •	-	5,300	-	-	-	-	5,300
R 030	1/2 Ton Truck #3 •	-	-	55,200	-	-	-	55,200
R 037	Trailer #2- Large •	-	-	4,500	-	-	-	4,500
R 025	Street Sweeper •	-	-	275,700	-	-	-	275,700
R 035	UTV #1 w/plow •	-	-	-	34,800	-	-	34,800
R 023	Skid Steer •	-	-	-	-	48,700	-	48,700
R 043	Skidsteer Attachment - CID Hydraulic Auger •	-	-	-	-	4,900	-	4,900
R 020	Hot Asphalt Trailer •	-	-	-	-	-	32,000	32,000
R 019	Enloader •	-	-	-	-	-	-	267,400
<b>Subtotal: R Equipment Subsection</b>		<b>\$ 331,000</b>	<b>\$ 115,600</b>	<b>\$ 335,400</b>	<b>\$ 46,400</b>	<b>\$ 53,600</b>	<b>\$ 86,400</b>	<b>\$ 1,584,600</b>

Utility Infrastructure Upgrades		2024	2025	2026	2027	2028	2029	Illustrative (6-10 year)
U 001.1	Professional Services for U 001	106,400	-	-	-	-	-	-
U 005	WWTF Facility Plan	55,000	-	-	-	-	-	-
U 033	Water Meter Replacement (multi-year)	497,000	-	-	-	-	-	-
U 034.1	Professional Services for U 034	87,000	-	-	-	-	-	-
U 004.1	Professional Services for U 004	120,000	-	-	-	-	-	-
U 001	River Street & 3rd Avenue Utility Reconstruction	-	1,116,300	-	-	-	-	-
U 013.1	Professional Services for U 013	-	57,750	-	-	-	-	-
U 030	Screen Rebuild	-	63,000	-	-	-	-	-
U 004	Bluff Watermain Replacement	-	1,100,000	-	-	-	-	-
U 016	Clarifier Rebuild	-	-	27,600	-	-	-	-
U 028	Maintenance of Well 4	-	-	44,100	-	-	-	-
U 034	Scada System Upgrade	-	-	129,000	-	-	-	-
U 002.1	Professional Services for U 002	-	-	-	77,400	-	-	-
U 013	CTH-M Water Tower Rehab	-	-	-	636,700	-	-	-
U 018	Sewer Rehab and Lining	-	-	-	736,300	-	-	-
U 002	7th Ave. & Kent Street Utility Reconstruction	-	-	-	-	-	853,100	-
U 006	Water System Evaluation	-	-	-	-	-	-	15,000
U 021	Generator Installation at Lift Stations	-	-	-	-	-	-	45,000
U 022	Industrial Park Lift Station Rehab	-	-	-	-	-	-	300,000
U 023	Install Generator at Well 3	-	-	-	-	-	-	70,000
U 032	WWTF Upgrades to Blowers & Sludge Treatment	-	-	-	-	-	-	1,500,000
U 032.1	Professional Services for U 032	-	-	-	-	-	-	150,000
U 039	Well 3 Land Purchase	-	-	-	-	-	-	31,000
U 041	Water Main Replace- Carol St	-	-	-	-	-	-	492,540
U 041.1	Professional Services for U 041	-	-	-	-	-	-	49,300
<b>Subtotal: Utility Infrastructure Upgrades</b>		<b>\$ 865,400</b>	<b>\$ 2,337,050</b>	<b>\$ 200,700</b>	<b>\$ 1,450,400</b>	<b>\$ -</b>	<b>\$ 853,100</b>	<b>\$ 2,652,840</b>



**DRAFT**

**Village of Osceola 2024-2029 Capital Improvement Program \* Contingent on Funding • Recapture Value**

Project No.	Project Title	2024	Planned					Illustrative (6-10 year)	Total (all years)
			2025	2026	2027	2028	2029		
R	Road and Transportation Improvements	696,950	1,478,300	893,150	1,311,900	1,353,300	2,893,800	4,932,750	13,560,150
U	Utility Infrastructure Upgrades	1,006,400	2,337,050	200,700	1,450,400	-	853,100	2,903,840	8,751,490
P	Park and Recreation Facilities	100,000	474,250	316,325	319,700	221,900	388,200	2,720,000	4,540,375
B	Public Buildings	117,500	17,500	17,500	17,500	17,500	17,500	1,594,800	1,799,800
A	Administrative and IT Infrastructure	-	-	-	-	-	-	-	-
CE	Community and Economic Development	83,950	15,500	12,500	15,500	12,500	3,000	161,000	303,950
E	Emergency Services	52,010	131,620	139,840	73,840	592,740	74,440	3,180,800	4,245,290
<b>CIP Total</b>		<b>2,056,810</b>	<b>4,454,220</b>	<b>1,580,015</b>	<b>3,188,840</b>	<b>2,197,940</b>	<b>4,230,040</b>	<b>15,493,190</b>	<b>33,201,055</b>

Equipment Subsection		2024	2025	2026	2027	2028	2029	Illustrative (6-10 year)
U 042	1 ton truck #1	47,000	-	-	-	-	-	47,000
U 043	1 ton truck #2	47,000	-	-	-	-	-	47,000
U 046	1 ton truck #3	47,000	-	-	-	-	-	47,000
U 044	Sewer Main Jet Trailer	-	-	-	-	-	-	50,000
U 045	WWTP Skid Steer	-	-	-	-	-	-	60,000

<b>Subtotal: U Equipment Subsection</b>		<b>\$ 141,000</b>	<b>\$ -</b>	<b>\$ -</b>	<b>\$ -</b>	<b>\$ -</b>	<b>\$ -</b>	<b>\$ 251,000</b>
---	--	-------------------	-------------	-------------	-------------	-------------	-------------	-------------------

Park and Recreation Facilities		2024	2025	2026	2027	2028	2029	Illustrative (6-10 year)
PR 001.1	Professional Services for PR 001	100,000	-	-	-	-	-	-
PR 001	Cascade Falls Lookout & Stairs Phase 1*	-	385,000	-	-	-	-	-
PR 011	Park Signage and Wayfinding *	-	36,750	-	-	-	-	-
PR 002.1	Professional Services for PR 002	-	52,500	-	-	-	-	-
PR 009.1	Professional Services for PR 009	-	-	55,125	-	-	-	-
PR 002	Schillberg Park Playground*	-	-	192,800	-	-	-	-
PR 012.1	Professional Services for PR 012	-	-	68,400	-	-	-	-
PR 009	Gateway Park Development & Construction*	-	-	-	203,900	-	-	-
PR 008.1	Professional Services for PR 008	-	-	-	115,800	-	-	-
PR 012	Smith Park Development and Construction*	-	-	-	-	221,900	-	-
PR 008	Cascade Falls Boardwalk Phase 2*	-	-	-	-	-	388,200	-
PR 003	STH-35 Bicycle & Pedestrian Trail	-	-	-	-	-	-	570,000
PR 010	Oakey Park Ball Field & Park Renovation	-	-	-	-	-	-	1,300,000
PR 013	Prospect Avenue Trail Extension	-	-	-	-	-	-	100,000
PR 007	Cascade Falls Phase 3*	-	-	-	-	-	-	750,000
<b>Subtotal: Utility Infrastructure Upgrades</b>		<b>\$ 100,000</b>	<b>\$ 474,250</b>	<b>\$ 316,325</b>	<b>\$ 319,700</b>	<b>\$ 221,900</b>	<b>\$ 388,200</b>	<b>\$ 2,720,000</b>

Public Buildings		2024	2025	2026	2027	2028	2029	Illustrative (6-10 year)
PB 001	Entitlement Match * - Airport	7,500	7,500	7,500	7,500	7,500	7,500	37,500
PB 006	Fire Hall Roof Rehab	100,000	-	-	-	-	-	-
PB 002.1	Professional Services for PB 002	-	-	-	-	-	-	132,300
PB 002	Public Works Facility	-	-	-	-	-	-	1,200,000
PB 005	Maintance of Village Hall	10,000	10,000	10,000	10,000	10,000	10,000	50,000
PB 004	Former DPW Building Rehab	-	-	-	-	-	-	175,000
<b>Subtotal: Public Buildings</b>		<b>\$ 117,500</b>	<b>\$ 17,500</b>	<b>\$ 17,500</b>	<b>\$ 17,500</b>	<b>\$ 17,500</b>	<b>\$ 17,500</b>	<b>\$ 1,594,800</b>

Administrative and IT Infrastructure		2024	2025	2026	2027	2028	2029	Illustrative (6-10 year)
<b>Subtotal: Administrative and IT Infrastructure</b>		<b>\$ -</b>	<b>\$ -</b>	<b>\$ -</b>	<b>\$ -</b>	<b>\$ -</b>	<b>\$ -</b>	<b>\$ -</b>

Community and Economic Development		2024	2025	2026	2027	2028	2029	Illustrative (6-10 year)
CD 002	Outdoor Rec Plan CORP	15,000	-	-	-	-	-	-
CD 001	Comprehensive Plan Update	38,000	-	-	-	-	-	-
CD 008	Conceptual Design For Cascade Falls	20,950	-	-	-	-	-	-
CD 007	Stewardship Grant Application	10,000	12,500	12,500	12,500	12,500	-	30,000
CD 005	Depot Road Master Plan	-	-	-	-	-	-	75,000
CD 003	CIP Update	-	3,000	-	3,000	-	3,000	6,000
CD 006	Grant Assistance	-	-	-	-	-	-	50,000
<b>Subtotal: Community and Economic Development</b>		<b>\$ 83,950</b>	<b>\$ 15,500</b>	<b>\$ 12,500</b>	<b>\$ 15,500</b>	<b>\$ 12,500</b>	<b>\$ 3,000</b>	<b>\$ 161,000</b>

Emergency Services		2024	2025	2026	2027	2028	2029	Illustrative (6-10 year)
E 008	Fire - Air Rescue Boat trailer	10,000	-	-	-	-	-	-
E 021	Fire - Tender_1485 Replacement *	-	31,500	-	-	-	-	-
E 022	Fire - Grass Rig_1487 Replacement *	-	-	13,800	-	-	-	-
E 011	Fire - Engine(Pumper), 1480 Replacement *	-	-	-	46,400	-	-	-
E 026	Fire - Airport Road Watermain Extension	-	-	-	-	486,300	-	-
E 012	Fire - Engine(Pumper), 1482 Replacement	-	-	-	-	-	51,100	-
E 016	Fire - Aerial-Pumper, 1486 Replacement	-	-	-	-	-	-	1,200,000
E 017	Fire - Manifold Truck, 1488 Replacement	-	-	-	-	-	-	175,000
E 002	Fire - First Responder SCBAs	-	-	-	-	-	-	44,000
E 023	Fire - Fronk office HVAC #2	-	-	-	-	-	-	10,000
E 019	Fire - Front office HVAC #1	-	-	-	-	-	-	10,000
E 024	Fire - Front office HVAC #3	-	-	-	-	-	-	10,000
E 025	Fire - Heavy Rescue, 1481 Replacement	-	-	-	-	-	-	700,000
E 003	Fire - Rescue Jaws	-	-	-	-	-	-	200,000
E 013	Fire - Tender(Tanker), 1489 Replacement*	-	-	-	-	-	-	500,000
E 027	Police - Portable Radios	17,940	-	-	-	-	-	-
E 028	Police - iRecord System Refresh	10,050	-	-	-	-	-	-
E 030	Police - Stinger Spike Strips	2,130	-	-	-	-	-	-
E 015	Police - Squad Vehicle*	-	68,250	71,700	-	83,100	-	215,100
E 004	Police - Additional Storm Siren*	-	-	27,600	-	-	-	-
E 010	Police - Squad Radar Unit	-	-	3,400	-	-	-	-
E 009	Police - Squad Night Vision	-	-	-	4,100	-	-	-
E 007	Police - CC Flock Cameras	2,000	10,170	10,170	10,170	10,170	10,170	50,850
E 005	Police -Body Worn Cameras	5,060	5,060	5,060	5,060	5,060	5,060	25,300
E 006	Police - Tasers 7 ECDs	4,830	13,360	4,830	4,830	4,830	4,830	24,150
E 029	Police - Annual Filters for dryer, Veny Hood, & fumer	-	3,280	3,280	3,280	3,280	3,280	16,400
<b>Subtotal: Emergency Services</b>		<b>\$ 52,010</b>	<b>\$ 131,620</b>	<b>\$ 139,840</b>	<b>\$ 73,840</b>	<b>\$ 592,740</b>	<b>\$ 74,440</b>	<b>\$ 3,180,800</b>

**DRAFT**